

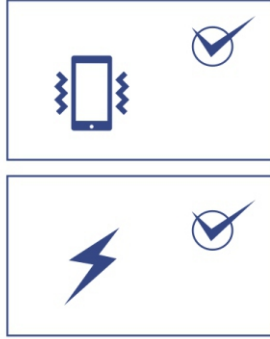
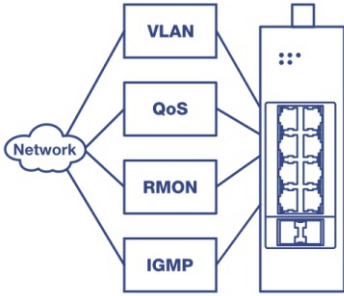
## 10-Port Industrial Gigabit L2 Managed DIN-Rail Switch

TI-G102i (v1.0R)

- 8 x Gigabit ports
- 2 x SFP slots
- Supports 100/1000Base-FX fiber SFP modules
- 20Gbps switching capacity
- Hardened IP30 rated metal housing
- Includes DIN-rail mounting bracket
- Wide operating temperature range of -40° – 75° C (-40° – 167° F)
- Supports LACP, STP/RSTP, VLAN, and IGMP Snooping
- IEEE 802.1p QoS with queue scheduling support
- Bandwidth control per port
- Dual redundant power inputs with overload current protection
- Alarm output triggered by power failure
- Power supply sold separately (model: TI-M6024)
- Lifetime Warranty\*

TRENDnet's Industrial Gigabit L2 Managed DIN-Rail Switch series offers advanced layer 2 managed features with enhanced traffic controls to meet the evolving demands of today's SMB networks. Each industrial layer 2 managed switch is equipped with an IP30 rated metal enclosure, designed to withstand a high degree of vibration and shock, while operating within a wide temperature range of -40° – 75° C (-40° – 167° F) for industrial environments. Our industrial layer 2 managed switch models feature copper Gigabit ports for high-speed device connections, and SFP slots that support both 100Base-FX and 1000Base-FX modules for long distance fiber networking applications.

These industrial layer 2 managed DIN-Rail switches provide an intuitive web-based management interface. Each TRENDnet industrial layer 2 managed switch supports advanced traffic management controls, troubleshooting, and SNMP monitoring. Advanced managed switch features include LACP to group ports together to increase bandwidth between switches, VLANs for segmenting and isolating virtual LAN groups, QoS for traffic prioritization, port bandwidth controls, and SNMP monitoring making each TRENDnet industrial layer 2 managed switch a powerful solution for SMB networks.



### Integration Flexibility

Managed layer 2 features include VLAN, IGMP snooping, QoS, RMON, SNMP trap, and syslog for monitoring and flexible network integration.

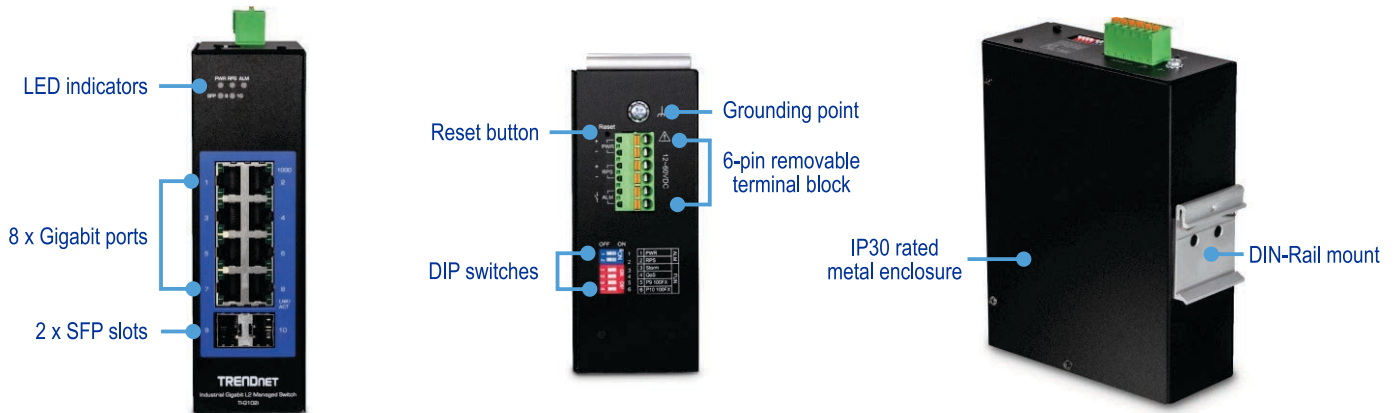
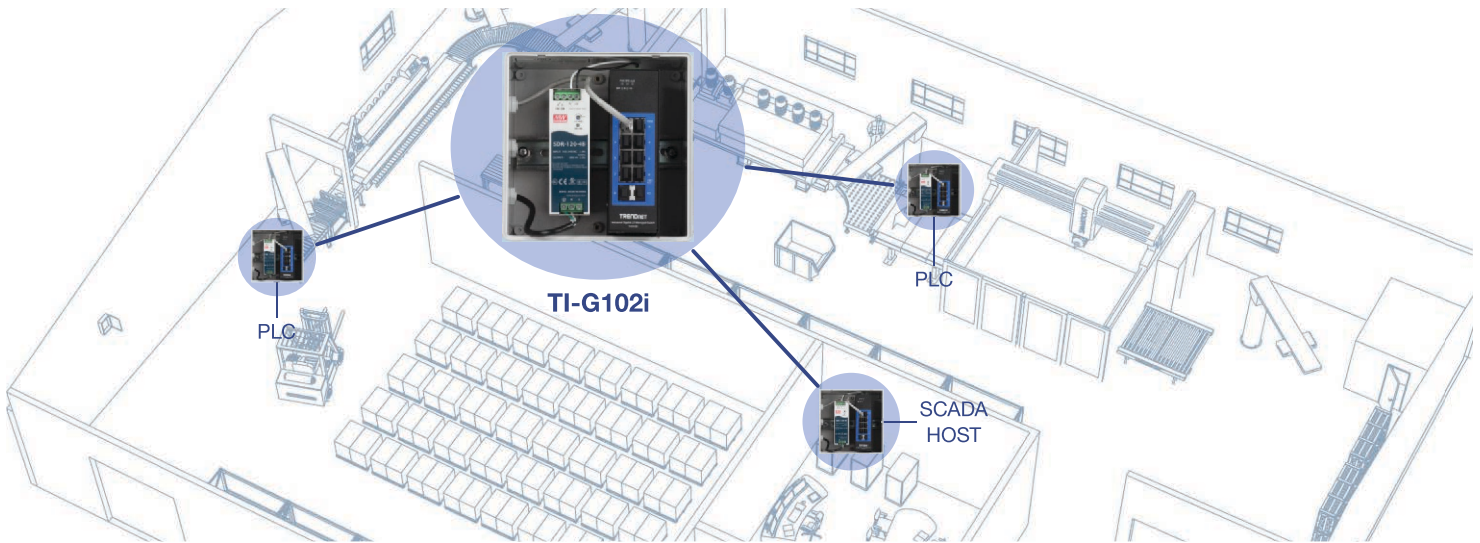
### Shock and Vibration Resistant

The industrial layer 2 managed switches are rated for shock (EN 60068-2-27), freefall (EN 60068-2-32), and vibration (EN 60068-2-6).

### Industrial Design

Equipped with an IP30 rated metal enclosure, the industrial layer 2 managed switch operates within a wide temperature range of -40° – 75° C (-40° – 167° F).

## NETWORKING SOLUTION



## FEATURES



### Network Ports

Gigabit ports for high-speed network connectivity and SFP slots for long distance fiber applications



### System Monitoring

Monitoring features include SNMP v1 / v2c / v3, MIB support, SNMP trap, RMON Groups (1, 2, 3, 9), SMTP alert, syslog, port mirroring, and SFP DDMI



### Alarm Relay

Alarm relay output triggered by power failure of primary and / or redundant power to the industrial layer 2 managed switch



### Shock and Vibration Resistant

Rated for shock (EN 60068-2-27), freefall (EN 60068-2-32), and vibration (EN 60068-2-6)



### Traffic Management

Layer 2 Managed features include 802.1Q, MAC & Port Isolation VLAN, IGMP Snooping, per port bandwidth control / 802.1p / DSCP / Queue Scheduling (SPQ / WRR), STP / RSTP spanning tree, and link aggregation for flexible network integration



### DIN-Rail Mount

IP30 rated metal enclosure, includes DIN-rail mounting bracket for the industrial layer 2 managed switch



### Jumbo Frame

Sends larger packets, or Jumbo Frames (up to 10KB), for increased performance from the industrial layer 2 managed switch



### Grounding Point

Grounding point protects equipment from external electrical surges on the industrial layer 2 managed switch



### Access Control

Managed access control features include ACLs, IP-MAC-Port binding, ARP inspection, 802.1X RADIUS, MAC address learning, DHCP snooping, and IP Source Guard provide the industrial layer 2 managed switches with layered network access controls



### Redundant Power

Dual redundant power inputs with overload current protection (power supply sold separately)



### Wide Temperature Range

A wide operating temperature range of -40° – 75° C (-40° – 167° F) allows for installations in industrial environments with extreme hot or cold conditions

## SPECIFICATIONS

### Standards

- IEEE 802.1d
- IEEE 802.1p
- IEEE 802.1Q
- IEEE 802.1w
- IEEE 802.1X
- IEEE 802.1ab
- IEEE 802.1ax
- IEEE 802.3u
- IEEE 802.3x
- IEEE 802.3z
- IEEE 802.3ab
- IEEE 802.3ad
- IEEE 802.3az

### Device Interface

- 8 x Gigabit ports
- 2 x 100/1000Mbps SFP slots
- 6-pin removable terminal block (primary/RPS power inputs & alarm relay output)
- DIP switches
- LED indicators
- Reset button

### Management

- HTTP web-based GUI
- CLI: Telnet / SSHv2
- SNMP v1, v2c, v3
- SNMP trap (up to 5 receivers)
- RMON groups 1/2/3/9
- Device configuration backup & restore, upgrade firmware, reboot, and reset to default
- Multiple administrative or read-only user accounts
- Enable or disable power saving mode per port
- Static MAC entries
- LLDP (Link layer discovery protocol)
- Netlite device map
- ONVIF device discovery
- Sntp
- SMTP alert
- Syslog
- Port statistics/utilization
- Traffic monitor
- Port mirror: one to one, many to one
- Storm control: Broadcast, multicast, destination lookup failure (Min. limit: 1pps)
- Loopback detection
- DHCP relay/option 82
- Modbus/TCP
- SFP DDMI (Digital Diagnostic Monitoring Interface)

### Data Transfer Rate

- Ethernet: 10Mbps (half-duplex), 20Mbps (full-duplex)
- Fast Ethernet: 100Mbps (half duplex), 200Mbps (full duplex)
- Gigabit Ethernet: 2000Mbps (full duplex)

### Performance

- Switch fabric: 20Gbps
- RAM buffer: 128MB
- MAC address table: 8K entries
- Jumbo frames: 10KB
- Forwarding mode: store and forward
- Forwarding rate: 14.88Mpps (64-byte packet size)

### MIB

- MIB II RFC 1213
- Bridge MIB RFC 1493
- RMON (Group 1,2,3,9) RFC 2819 RFC 1757

### Spanning Tree

- IEEE 802.1d STP (spanning tree protocol)
- IEEE 802.1w RSTP (rapid spanning tree protocol)
- BPDU filter, guard, and root guard
- IEEE 802.1s MSTP (multiple spanning tree protocol)\*

## Quality of Service (QoS)

- 802.1p Class of service (CoS)
- DSCP (Differentiated Services Code Point)
- Bandwidth control per port
- Queue Scheduling: strict priority (SP), weighted round robin (WRR), weighted fair queuing (WFQ)

## VLAN

- 802.1Q tagged VLAN
- MAC-based VLAN
- Port isolation
- Up to 256 VLAN groups, ID range 1-4094

## Multicast

- IGMP snooping v1, v2, v3
- IGMP querier
- IGMP fast leave
- Up to 256 multicast groups
- Static multicast entries

## Access Control

- 802.1X authentication (Local user database, RADIUS, guest VLAN assignment)
- DHCP snooping/screening
- Trusted host/IP access list for management access
- Port Security/MAC address learning restriction (Up to 100 entries per port)
- Static/dynamic ARP inspection

## ACL

- Source/Destination MAC address
- Source/Destination IP address
- Source Interface
- VLAN ID
- EtherType
- TCP/UDP port 1-65535

## Special Features

- Netlite device discovery and map display in GUI
- Port security: MAC address learning restriction per port
- DHCP relay/option 82 & DHCP server snooping/screening support
- Wide operating temperature range
- Dual redundant power inputs
- Alarm relay triggered by power failure
- Surge and ESD protection

## Power

- PWR (Primary) terminal input: 12 – 60V DC
- RPS (Redundant) terminal input: 12 – 60V DC
- Compatible power supply: TI-M6024 (60W), TI-S12024 (120W), TI-S12048 (120W), and TI-S24048 (240W) sold separately
- Max. consumption: 13W

## DIP Switch

Switch	Status	Function
1	OFF	Disable alarm relay for PWR power input
	ON	Enable alarm relay for power failure on PWR power input
2	OFF	Disable alarm relay for RPS power input
	ON	Enable alarm relay for power failure on RPS power input
3	OFF	Storm control managed by switch configuration
	ON	Enable storm control (Broadcast and DLF rate set to 300pps) Takes precedence over storm control switch configuration
4	OFF	802.1p QoS managed by switch configuration
	ON	Enable 802.1p QoS on ports 1 and 2 (Set CoS priority to tag 4 on ports 1 and 2) Takes precedence over 802.1p QoS switch configuration
5	OFF	Port 9 SFP set to Gigabit speed full duplex
	ON	Port 9 SFP set to 100Mbps speed full duplex
6	OFF	Port 10 SFP set to Gigabit speed full duplex
	ON	Port 10 SFP set to 100Mbps speed full duplex

## Terminal Block

- Redundant power inputs, alarm relay contact, 6-pin
- Wire range: 0.5 mm<sup>2</sup> to 2.5 mm<sup>2</sup>
- Solid wire (AWG): 12-26
- Stranded wire (AWG): 12-26
- Wire strip length: 10-11mm

## Alarm Relay Output

- Relay output with current carrying capacity of 1A, 24V DC
- Short circuit mode when one power source is connected
- Open circuit mode when two power sources are connected

## Enclosure

- IP30 rated metal enclosure
- Fanless passive cooling
- DIN-Rail mount
- Grounding point
- ESD (Ethernet) Protection: 8KV DC
- Surge (Power) Protection: 2KV DC

## MTBF

- 617,085 hours @ 25° C
- 113,378 hours @ 75° C

## Operating Temperature

- -40° – 75° C (-40° – 167° F)

## Operating Humidity

- Max. 95% non-condensing

## Dimensions

- 160 x 120 x 50mm (6.3 x 4.72 x 1.97 in.)

## Weight

- 884g (1.95 lbs.)

## Certifications

- CE
- FCC
- Shock (IEC 60068-2-27)
- Frefall (IEC 60068-2-32)
- Vibration (IEC 60068-2-6)

## Warranty

- Lifetime Warranty\*

## Package Contents

- TI-G102i
- Quick Installation Guide
- Removable terminal block
- DIN rail mounting bracket

\*Disclaimer: \*IEEE 802.1s MSTP (multiple spanning tree protocol) will be added in a future firmware update

TRENDnet offers a limited lifetime warranty for all of its metal-enclosed network switches that have been purchased in the United States/Canada on or after 1/1/2015. Cooling fan and internal power supply carry a one-year warranty.

All references to speed are for comparison purposes only. Product specifications, size, and shape are subject to change without notice, and actual product appearance may differ from that depicted herein.

20675 Manhattan Place • Torrance • CA 90501 • USA • T: 1-888-326-6061 • F: 1-310-961-5511 • sales@trendnet.com • www.TRENDnet.com

TRENDnet is a registered trademark. Other Brands and product names are trademarks of their respective holders. Information provided in this document pertain to TRENDnet products and is subject to change at any time, without notice. For the most recent product information please visit <http://www.trendnet.com>. Copyright © TRENDnet. All Rights Reserved.