



# TRENDNET



## Quick Installation Guide



**TBW-101UB**  
**TBW-102UB**

# Table of Contents

Русский .....	1
1. Что нужно сделать в самом начале .....	1
2. Порядок подключения .....	2
3. Использование адаптера Bluetooth .....	4
Troubleshooting .....	5

# 1. Подготовка к монтажу



## Содержимое упаковки

- TBW-101UB/TBW-102UB
- CD-ROM-диск со служебными программами
- Руководство по быстрой установке
- USB-кабель

## Системные требования

1. Установлена система Windows 98SE, ME, 2000 или XP
2. В наличии один порт USB 1.1
3. CD-ROM-привод

### Notebook with Bluetooth USB Adapter (TBW-101UB/TBW-102UB)



PDA



Bluetooth Headset



Cell Phone



Printer

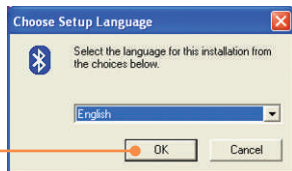
## 2. Порядок установки

**Примечание:** не подключайте USB-адаптер беспроводной связи к компьютеру до окончания инсталляции утилиты и драйвера.

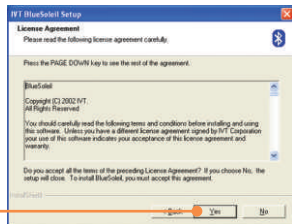
1. Установите в дисковод CD-ROM компакт-диск со служебной программой.



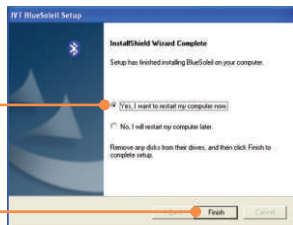
2. Выберите для данной установки язык и щелкните по кнопке **ОК**.



3. Щелкните по кнопке **Далее и Да**.



4. Щелкните по кнопке Далее и выберите Да перезагрузить компьютер. Щелкните по кнопке Готово.



5. Вставьте USB-адаптер в USB-порт.

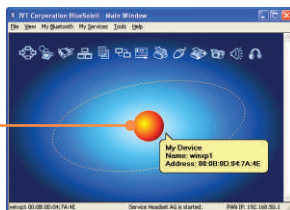


## 3. Использование адаптера Bluetooth

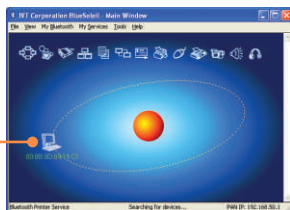
1. Двойным щелчком выберите в системной области значок Bluetooth.



2. Щелкните по оранжевому шару для поиска устройств Bluetooth.



3. Двойным щелчком выберите включенное устройство Bluetooth. Все имеющиеся службы Bluetooth для удобства выделены желтым цветом. Двойным щелчком выберите службу Bluetooth, которую следует включить.



**Установка завершена.**

**Примечание:** Подробнее о дополнительных возможностях узнайте в Руководстве пользователя.

**Q1: If the Device Status indicates that the Bluetooth USB Adapter is not working properly, what should I do?**

**A1:** Uninstall **Air2U Bluetooth Device** in **Device Manager**, and reinstall the Bluetooth utility.

**Q2: How do I set up connections between Bluetooth devices?**

**A2:** Refer to the User's Guide on the included CD-ROM or to TRENDnet's website for additional information.

**Q3: How do I transfer files between my PC and my Cell Phone?**

**A3:** You need to verify that your Cell Phone is "Bluetooth enhanced" and that the software for your phone allows file-transfers. If this is the case, refer to the User's Guide on the included CD-ROM or to TRENDnet's website for additional information.

**Q4: What folder do I use to share files between Bluetooth devices?**

**A4:** Double-click **My Documents**, double-click **Bluetooth**, and double-click **share**. All files located in the **share** folder can be transferred to other Bluetooth enabled devices.

**Q5: I clicked the orange globe in the Bluetooth utility, but I still could not locate a Bluetooth device.**

**A5:** Make sure that your Bluetooth devices are enabled, and that the TBW-101UB/TBW-102UB is connected to your computer. Then reboot all Bluetooth enabled devices and click the orange globe in the Bluetooth utility.

**Q6: I cannot pair two Bluetooth enabled computers after typing a password. What do I do?**

**A6:** Try using a simpler password with 3 characters such as 123, and see if you are able to connect to another Bluetooth enabled computer.

If you still encounter problems, please refer to the User's Guide CD-ROM or contact technical support.

## Certifications

This equipment has been tested and found to comply with FCC and CE Rules. Operation is subject to the following two conditions:

- (1) This device may not cause harmful interference.
- (2) This device must accept any interference received.  
Including interference that may cause undesired operation.



Waste electrical and electronic products must not be disposed of with household waste. Please recycle where facilities exist. Check with you Local Authority or Retailer for recycling advice.



**NOTE:** THE MANUFACTURER IS NOT RESPONSIBLE FOR ANY RADIO OR TV INTERFERENCE CAUSED BY UNAUTHORIZED MODIFICATIONS TO THIS EQUIPMENT. SUCH MODIFICATIONS COULD VOID THE USER'S AUTHORITY TO OPERATE THE EQUIPMENT.



# TRENDnet

## TRENDnet Technical Support

### US • Canada

**Toll Free Telephone:** 1(866) 845-3673

24/7 Tech Support



### Europe (Germany • France • Italy • Spain • Switzerland • UK)

**Toll Free Telephone:** +00800 60 76 76 6

### Worldwide

**Telephone:** +(31) (0) 20 504 05 35

English/Espanol - 24/7

Francais/Deutsch - 11am-8pm, Monday - Friday MET

## Product Warranty Registration

Please take a moment to register your product online.

Go to TRENDnet's website at <http://www.trendnet.com>

## TRENDnet

3135 Kashiwa Street  
Torrance, CA 90505  
USA