



TRENDNET



Quick Installation Guide



TBW-101UB
TBW-102UB

Table of Contents

Deutsch	1
1. Bevor Sie anfangen	1
2. Installation	2
3. Cómo usar el adaptador Bluetooth	4
Troubleshooting	5

1. Bevor Sie anfangen



Packungsinhalt

- TBW-101UB/TBW-102UB
- Programm-CD
- Anleitung zur Schnellinstallation
- USB-Kabel

Systemanforderungen

1. Windows 98SE, ME, 2000 oder XP
2. Einem verfügbaren USB-1.1-Port
3. Einem CD-ROM-Laufwerk

Notebook with Bluetooth USB Adapter (TBW-101UB/TBW-102UB)



PDA



Bluetooth Headset



Cell Phone



Printer

2. Installation

Hinweis: Schließen Sie den drahtlosen USB-Adapter erst an Ihren Computer an, nachdem Sie dieses Programm installiert haben.

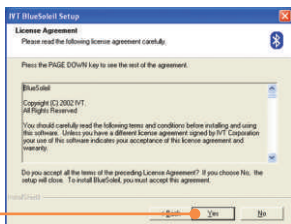
1. Legen Sie die Programm-CD in Ihr CD-ROM-Laufwerk ein.



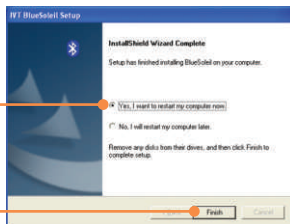
2. Wählen Sie die gewünschte Sprache aus und klicken Sie auf **OK**.



3. Klicken Sie auf **Next** (Weiter) und auf **Yes** (Ja).



4. Klicken Sie auf **Next** (Weiter) und markieren Sie **Yes, I want to restart my computer** (Ja, ich möchte meinen Computer jetzt neu starten). Klicken Sie auf **Finish** (Fertigstellen).



5. Stecken Sie den USB-Adapter in einen USB-Port.

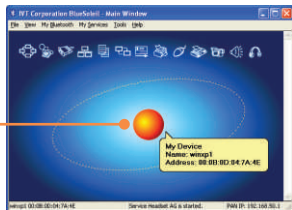


3. Verwendung des Bluetooth-Adapters

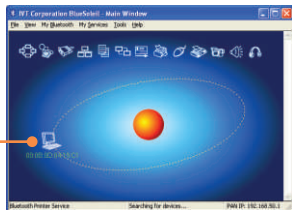
1. Doppelklicken Sie auf das Bluetooth-Symbol in der unteren rechten Ecke des Bildschirms.



2. Klicken Sie auf den orangefarbenen Ball, um die Suche nach Bluetooth-Geräten zu beginnen.



3. Doppelklicken Sie auf das Bluetooth-Gerät. Alle verfügbaren Bluetooth-Geräte werden Gelb hervorgehoben. Doppelklicken Sie auf den Bluetooth-Dienst, den Sie aktivieren wollen.



Ihre Installation ist beendet!

Hinweis: Zusätzliche Informationen zu den erweiterten Funktionen finden Sie in der Bedienungsanleitung.

Q1: If the Device Status indicates that the Bluetooth USB Adapter is not working properly, what should I do?

A1: Uninstall **Air2U Bluetooth Device in Device Manager**, and reinstall the Bluetooth utility.

Q2: How do I set up connections between Bluetooth devices?

A2: Refer to the User's Guide on the included CD-ROM or to TRENDnet's website for additional information.

Q3: How do I transfer files between my PC and my Cell Phone?

A3: You need to verify that your Cell Phone is "Bluetooth enhanced" and that the software for your phone allows file-transfers. If this is the case, refer to the User's Guide on the included CD-ROM or to TRENDnet's website for additional information.

Q4: What folder do I use to share files between Bluetooth devices?

A4: Double-click **My Documents**, double-click **Bluetooth**, and double-click **share**. All files located in the **share** folder can be transferred to other Bluetooth enabled devices.

Q5: I clicked the orange globe in the Bluetooth utility, but I still could not locate a Bluetooth device.

A5: Make sure that your Bluetooth devices are enabled, and that the TBW-101UB/TBW-102UB is connected to your computer. Then reboot all Bluetooth enabled devices and click the orange globe in the Bluetooth utility.

Q6: I cannot pair two Bluetooth enabled computers after typing a password. What do I do?

A6: Try using a simpler password with 3 characters such as 123, and see if you are able to connect to another Bluetooth enabled computer.

If you still encounter problems, please refer to the User's Guide CD-ROM or contact technical support.

Certifications

This equipment has been tested and found to comply with FCC and CE Rules. Operation is subject to the following two conditions:

- (1) This device may not cause harmful interference.
- (2) This device must accept any interference received.
Including interference that may cause undesired operation.



Waste electrical and electronic products must not be disposed of with household waste. Please recycle where facilities exist. Check with you Local Authority or Retailer for recycling advice.



NOTE: THE MANUFACTURER IS NOT RESPONSIBLE FOR ANY RADIO OR TV INTERFERENCE CAUSED BY UNAUTHORIZED MODIFICATIONS TO THIS EQUIPMENT. SUCH MODIFICATIONS COULD VOID THE USER'S AUTHORITY TO OPERATE THE EQUIPMENT.



TRENDnet

TRENDnet Technical Support

US • Canada

Toll Free Telephone: 1(866) 845-3673

24/7 Tech Support



Europe (Germany • France • Italy • Spain • Switzerland • UK)

Toll Free Telephone: +00800 60 76 76 6

Worldwide

Telephone: +(31) (0) 20 504 05 35

English/Espanol - 24/7

Francais/Deutsch - 11am-8pm, Monday - Friday MET

Product Warranty Registration

Please take a moment to register your product online.

Go to TRENDnet's website at <http://www.trendnet.com>

TRENDnet

3135 Kashiwa Street
Torrance, CA 90505
USA