


TRENDNET[®]



- **Outdoor 3 MP Full HD 1080p PoE IR Network Camera**

TV-IP312PI

- Quick Installation Guide (1)

1. Before You Start

Package Contents

- TV-IP312PI
- CD-ROM (Utility and User's Guide)
- Quick Installation Guide
- Mounting kit

Minimum Requirements

- Power over Ethernet (PoE) switch or injector
- Computer with Ethernet port and web browser
- CD-ROM drive
- Wired network
- Network cable

Note:

- The TV-IP312PI camera works with Power over Ethernet (PoE) devices that follow the IEEE 802.3af standard.
- The IP312PI has a 5.5mm barrel connector for an optional 12V DC power adapter (model 12VDC1A sold separately).

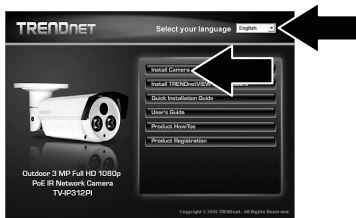
Free Mobile App: TRENDnetVIEW Requirements

Supported Operating Systems
Android (version 2.3 or higher) iOS (version 6.1 or higher)

2. Hardware Installation and Configuration

Note: To download the latest version of the Setup Wizard, please go to <http://www.trendnet.com/support> and select the TV-IP312PI from the products downloads page dropdown menu.

1. Do not install or mount the camera until after you complete the installation steps below.
2. Connect a network cable from your computer to a LAN port on your network.
3. Insert the included CD-ROM into your computer.
4. Select language from the drop down menu.
5. Click **Install Camera**.



6. Write down the MAC address of your camera. Then click **Next**.



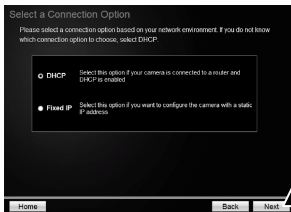
7. Connect a network cable to the camera's network port and to your PoE Switch. The IR LEDs will turn on and show a dim red light. Allow 60 seconds for the camera to boot up, and then click **Next**.



8. Select your camera, then click **Next**.



9. Select DHCP and then click **Next**.



10. Select the Change Password box. Enter a new password, confirm the spelling, and click **Next**.

Change password

You **MUST** change the default password of the camera.

Enter the default password: admin

Enter your new password, must be between 8 and 16 characters (Alphanumeric, a-z, A-Z, 0-9, !, @, #, \$)

Admin ID: admin

Password: ****

Change Password

New password: *****

Confirm new password: *****

Home Back Next

11. The initial setup is now complete. Your camera is now connected to your network. Click the hyperlink to confirm access to the management page. This will open up a web browser. You will need to download and install a plug-in to view video. Please refer to the **Install Web Browser Plug-in for Camera Management Interface** section for instruction. To resume installation, minimize the web browser and then click **Next**.

Initial setup is complete!

Local access from your computer

To access the camera now, click here:

If DHCP Mode (switched) in this mode, the camera's IP Address may change. To find the camera's current IP address for future access, click the above link.

Home Next

12. Congratulations! Your camera is now ready to be physically installed. Scan the QR code to download a free mobile app to view the camera from your mobile device. Click **Finish** to exit the installation wizard.

Congratulations! The camera is now ready to be installed in its final location.

Thank you for choosing THEHDView!

Please install video streaming plug-in when you are prompted by the web browser.

Mobile App

Please take a moment to download our free THEHDView App. Scan the QR codes or search for THEHDViewVIEW in the Apple App Store or at Google Play for Android devices.

Apple Android

Home Finish

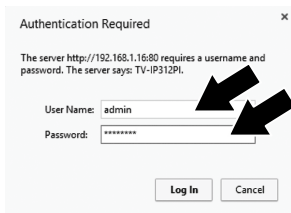
13. To manage multiple cameras and for more advanced features, please install the TRENDnetVIEW Pro software. From the CD-ROM autorun menu, select **Install TRENDnetVIEW Pro Software** to begin installation. Refer to the User's Guide on the CD for more information.

Note:

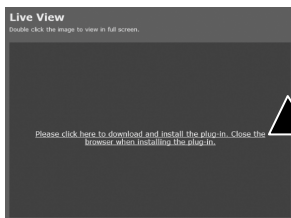
- See User's Guide for advanced management functions.
- Two User's Guides are included – one for the camera and one for TRENDnetVIEW Pro software.
- When viewing live video from a web browser, you will be prompted to install plug-ins for full functionality.
- It is recommended that you setup a dynamic DNS service in order to view your cameras remotely. See your router and IP camera user's guide for instructions.

Install Web Browser Plug-in for Camera Management Interface Windows

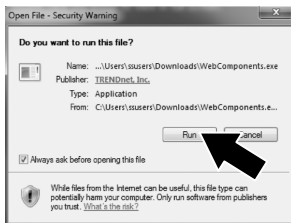
1. Access the camera management interface.
2. Enter your **username** and **password**. Then press **Login**.



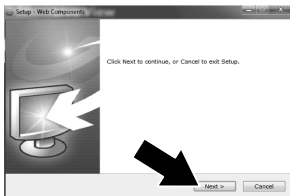
3. Click on the link to download the plug-in.



4. When prompted to, click **Run**.



5. Click Next.



6. Click Finish.

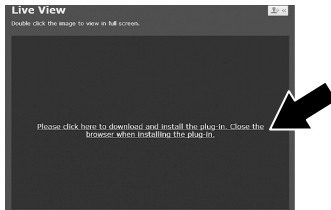


Mac OS X

1. Access the camera management interface.
2. Enter your **username** and **password**. Then press **Enter**.



3. Click on the link to download the plug-in.



4. Double click on the WebComponents.pkg file.

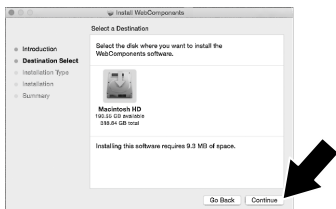


WebComponents.p
kg

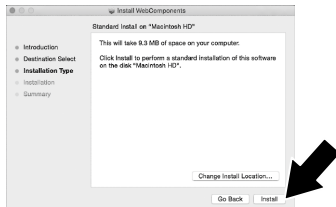
5. Click Continue.



6. Click Continue.



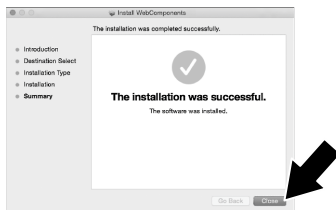
7. Click Continue.



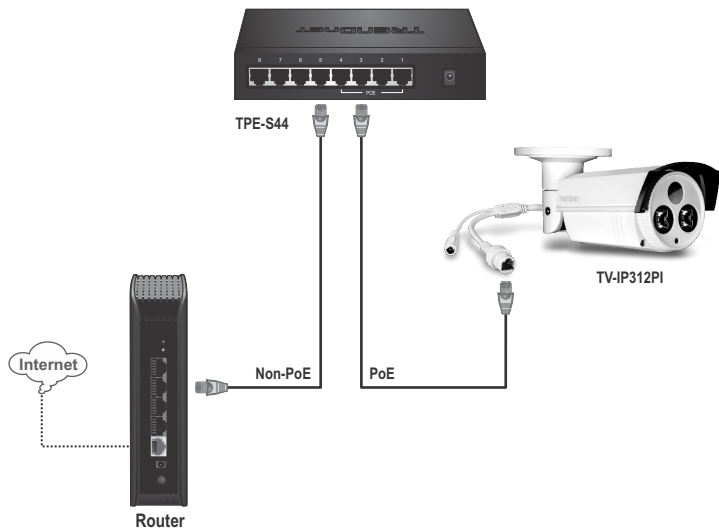
8. Enter your computer's Username and Password. Then click Install Software.



9. Click Close.

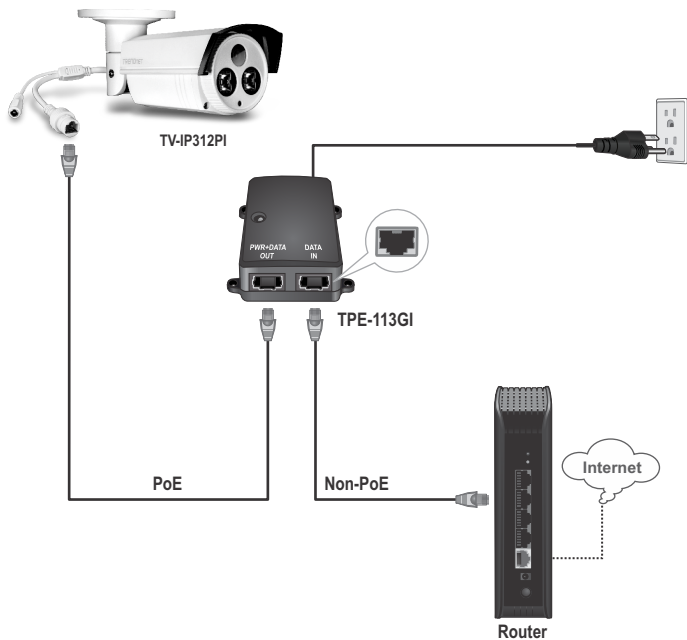


Using the TV-IP312PI with a PoE Switch



- Connect the provided network cable from the Power over Ethernet (PoE) switch to the network port on the TV-IP312PI.
- Connect the switch to your network.

Using the TV-IP312PI with a PoE injector




- Connect the power cord to the PoE injector, then plug the power cord into a power outlet.
- Connect a network cable from the TV-IP312PI to the injector's **PWR+DATA OUT** (PoE) port.
- Connect a network cable from a switch or to the injector's **DATA IN** (non-PoE) port.

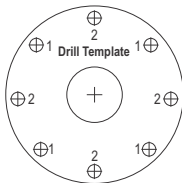
Mounting the camera

Note: For tips on capturing appropriate camera viewing angle, please refer to the User's Guide.

1. Loosen the locking bolts and manually position the camera as desired .




2. Place the provided template label on the wall or ceiling.



3. Drill holes for the provided screw anchors at each marked position on the template. Make sure the drill bit matches the size of the provided screw anchors.
4. If the camera wire will be installed through the base plate of the unit, skip to step 6. If the wiring will be routed through the wall, drill a hole for the cable.
5. Pass the camera's cables through the hole.
6. Connect the network cable to the camera. Ensure the camera is not powered.
7. Insert the provided screw anchors into the pilot holes.

8. Align the mounting bracket with the screw anchors, and then use the provided screws to secure the camera to the mounting surface.



9. Power up the camera by connecting the other end of the cable to a PoE switch or injector on your network.
10. Loosen the screws and rotate the collar to final angle, then tighten the screws.

Declaration of Conformity

TRENDNET[®]

Manufacturer's Name and Address

TRENDnet, Inc.
20675 Manhattan Place
Torrance, CA 90501 USA



Product Information:

Model Number: TV-IP312PI
Product Name: Outdoor 3 MP Full HD 1080p PoE IR Network Camera
Trade Name: TRENDnet

TRENDnet hereby declare that the product is in compliance with the essential requirements and other relevant provisions under our sole responsibility.

EMC

EN 55022: 2010 Class A
EN 61000-3-2: 2006 + A1: 2009 + A2: 2009
EN 61000-3-3: 2013
EN 50130-4: 2011

This product is herewith confirmed to comply with the Directives.

Directives:

EMC Directive 2004/108/EC
RoHS Directive 2011/65/EU
REACH Regulation (EC) No. 1907/2006

Person responsible for this declaration.

Place of Issue: Torrance, California, USA

Date: February 2, 2015

Name: Sonny Su

Title: Director of Technology

Signature:

A handwritten signature in black ink, appearing to read 'Sonny Su', is written over a horizontal line.

GPL/LGPL General Information

This TRENDnet product includes free software written by third party developers. These codes are subject to the GNU General Public License ("GPL") or GNU Lesser General Public License ("LGPL"). These codes are distributed WITHOUT WARRANTY and are subject to the copyrights of the developers. TRENDnet does not provide technical support for these codes. The details of the GNU GPL and LGPL are included in the product CD-ROM.

Please also go to (<http://www.gnu.org/licenses/gpl.txt>) or (<http://www.gnu.org/licenses/lgpl.txt>) for specific terms of each license.

The source codes are available for download from TRENDnet's web site (http://trendnet.com/downloads/list_gpl.asp) for at least three years from the product shipping date.

You could also request the source codes by contacting TRENDnet.

20675 Manhattan Place, Torrance, CA 90501, USA. Tel: +1-310-961-5500 Fax: +1-310-961-5511

Informations générales GPL/LGPL

Ce produit TRENDnet comprend un logiciel libre écrit par des programmeurs tiers. Ces codes sont sujet à la GNU General Public License ("GPL" Licence publique générale GNU) ou à la GNU Lesser General Public License ("LGPL" Licence publique générale limitée GNU). Ces codes sont distribués SANS GARANTIE et sont sujets aux droits d'auteurs des programmeurs. TRENDnet ne fournit pas d'assistance technique pour ces codes. Les détails concernant les GPL et LGPL GNU sont repris sur le CD-ROM du produit.

Veillez également vous rendre en (<http://www.gnu.org/licenses/gpl.txt>) ou en (<http://www.gnu.org/licenses/lgpl.txt>) pour les conditions spécifiques de chaque licence.

Les codes source sont disponibles au téléchargement sur le site Internet de TRENDnet web site (http://trendnet.com/downloads/list_gpl.asp) durant au moins 3 ans à partir de la date d'expédition du produit.

Vous pouvez également demander les codes source en contactant TRENDnet.

20675 Manhattan Place, Torrance, CA 90501, USA. Tel: +1-310-961-5500 Fax: +1-310-961-5511

Allgemeine Informationen zu GPL/LGPL

Dieses Produkt enthält die freie Software "netfilter/iptables" (© 2000-2004 netfilter project <http://www.netfilter.org>) und die freie Software „Linux „mtd“ (Memory Technology Devices) Implementation (© 2000 David Woodhouse), erstmals integriert in Linux Version 2.4.0-test 3 v. 10.07.2000 (<http://www.kernel.org/pub/linux/kernel/v2.4/old-test-kernels/linux-2.4.0-test3.tar.bz2>), sowie weitere freie Software. Sie haben durch den Erwerb dieses Produktes keinerlei Gewährleistungsansprüche gegen die Berechtigten an der oben genannten Software erworben; weil diese die Software kostenfrei lizenzieren gewähren sie keine Haftung gemäß unten abgedruckten Lizenzbedingungen. Die Software darf von jedermann im Quell- und Objektcode unter Beachtung der Lizenzbedingungen der GNU General Public License Version 2, und GNU Lesser General Public License (LGPL) vervielfältigt, verbreitet und verarbeitet werden.

Die Lizenz ist unten im englischsprachigen Originalwortlaut wiedergegeben. Eine nichtoffizielle Übersetzung in die deutsche Sprache finden Sie im Internet unter (<http://www.gnu.de/documents/gpl-2.0.de.html>). Eine allgemeine öffentliche GNU Lizenz befindet sich auch auf der mitgelieferten CD-ROM.

Sie können Quell- und Objektcode der Software für mindestens drei Jahre auf unserer Homepage www.trendnet.com im Downloadbereich (http://trendnet.com/langen/downloads/list_gpl.asp) downloadend. Sofern Sie nicht über die Möglichkeit des Downloads verfügen können Sie bei TRENDnet.

20675 Manhattan Place, Torrance, CA 90501 -U.S.A -, Tel.: +1-310-961-5500, Fax: +1-310-961-5511 die Software anfordern.

Información general sobre la GPL/LGPL

Este producto de TRENDnet incluye un programa gratuito desarrollado por terceros. Estos códigos están sujetos a la Licencia pública general de GNU ("GPL") o la Licencia pública general limitada de GNU ("LGPL"). Estos códigos son distribuidos SIN GARANTÍA y están sujetos a las leyes de propiedad intelectual de sus desarrolladores. TRENDnet no ofrece servicio técnico para estos códigos. Los detalles sobre las licencias GPL y LGPL de GNU se incluyen en el CD-ROM del producto.

Consulte también el (<http://www.gnu.org/licenses/gpl.txt>) ó el (<http://www.gnu.org/licenses/lgpl.txt>) para ver las cláusulas específicas de cada licencia.

Los códigos fuentes están disponibles para ser descargados del sitio Web de TRENDnet (http://trendnet.com/downloads/list_gpl.asp) durante por lo menos tres años a partir de la fecha de envío del producto.

También puede solicitar el código fuente llamando a TRENDnet.
20675 Manhattan Place, Torrance, CA 90501, USA. Tel: +1-310-961-5500 Fax: +1-310-961-5511

Общая информация о лицензиях GPL/LGPL

В состав данного продукта TRENDnet входит бесплатное программное обеспечение, написанное сторонними разработчиками. Это ПО распространяется на условиях лицензий GNU General Public License ("GPL") или GNU Lesser General Public License ("LGPL"). Программы распространяются БЕЗ ГАРАНТИИ и охраняются авторскими правами разработчиков. TRENDnet не оказывает техническую поддержку этого программного обеспечения. Подробное описание лицензий GNU GPL и LGPL можно найти на компакт-диске, прилагаемом к продукту.

В пунктах (<http://www.gnu.org/licenses/gpl.txt>) и (<http://www.gnu.org/licenses/lgpl.txt>) изложены конкретные условия каждой из лицензий.

Исходный код программ доступен для загрузки с веб-сайта TRENDnet (http://trendnet.com/downloads/list_gpl.asp) в течение, как минимум, трех лет со дня поставки продукта.

Кроме того, исходный код можно запросить по адресу TRENDnet.
20675 Manhattan Place, Torrance, CA 90501, USA. Tel: +1-310-961-5500 Fax: +1-310-961-5511

GPL/LGPL informações Gerais

Este produto TRENDnet inclui software gratuito desenvolvido por terceiros. Estes códigos estão sujeitos ao GPL (GNU General Public License) ou ao LGPL (GNU Lesser General Public License). Estes códigos são distribuídos SEM GARANTIA e estão sujeitos aos direitos autorais dos desenvolvedores. TRENDnet não presta suporte técnico a estes códigos. Os detalhes do GNU GPL e do LGPL estão no CD-ROM do produto. Favor acessar <http://www.gnu.org/licenses/gpl.txt> ou <http://www.gnu.org/licenses/lgpl.txt> para os termos específicos de cada licença.

Os códigos fonte estão disponíveis para download no site da TRENDnet (http://trendnet.com/langen/downloads/list_gpl.asp) por pelo menos três anos da data de embarque do produto.

Você também pode solicitar os códigos fonte contactando TRENDnet, 20675 Manhattan Place, Torrance, CA 90501, USA. Tel: +1-310-961-5500, Fax: +1-310-961-5511.

GPL/LGPL üldinformatsioon

See TRENDneti toode sisaldab vaba tarkvara, mis on kirjutatud kolmanda osapoolse poolt. Koodid on allutatud GNU (General Public License) Üldise Avaliku Litsentsi (GPL) või GNU (Lesser General Public License) ("LGPL") Vähem Üldine Avalik Litsentsiga. Koode vahendatakse ILMA GARANTIITA ja need on allutatud arendajate poolt. TRENDnet ei anna koodidele tehnilist tuge. Detailsemat infot GNU GPL ja LGPL kohta leiate toote CD-ROMil. Infot mõlema litsentsi spetsiifiliste terminite kohta leiate (<http://www.gnu.org/licenses/gpl.txt>) või (<http://www.gnu.org/licenses/lgpl.txt>).

Infot mõlema litsentsi spetsiifiliste terminite kohta leiate (<http://www.gnu.org/licenses/gpl.txt>) või (<http://www.gnu.org/licenses/lgpl.txt>). Lähtekoodi on võimalik alla laadida TRENDneti kodulehelt (http://trendnet.com/langen/downloads/list_gpl.asp) kolme aasta jooksul alates toote kätesaamise kuupäevast.

Samuti võite lähtekoodi paluda TRENDnetilt, 20675 Manhattan Place, Torrance, CA 90501, USA. Tel: +1-310-961-5500, Fax: +1-310-961-5511.

Limited Warranty

TRENDnet warrants its products against defects in material and workmanship, under normal use and service, for the following length of time from the date of purchase. Warranty: 3 year limited warranty (When Applicable: 1 year warranty for power adapter, power supply, and cooling fan components.) Visit TRENDnet.com to review the full warranty policy, rights, and restrictions for this product.

Garantie Limitée

TRENDnet garantit ses produits contre les défauts matériels et de fabrication, dans des conditions normales d'utilisation et de service, pour les durées suivantes, à compter de la date de leur achat. Limitée: 3 ans de garantie limitée (Si applicable: 1 an de garantie sur l'adaptateur secteur, l'alimentation en énergie et les composants du ventilateur de refroidissement.) Visitez TRENDnet.com pour lire la politique complète de garantie, les droits et les restrictions s'appliquant à ce produit.

Begrenzte Garantie

TRENDnet garantiert, dass seine Produkte bei normaler Benutzung und Wartung während der nachfolgend genannten Zeit ab dem Kaufdatum keine Material- und Verarbeitungsschäden aufweisen. Garantie: 3-Jahres-Garantie (Soweit zutreffend: 1 Jahr Garantie für Netzteil, Stromkabel und Ventilator.) Alle Garantiebedingungen, Rechte und Einschränkungen für dieses Produkt finden Sie auf TRENDnet.com.

Garantía Limitada

TRENDnet garantiza sus productos contra defectos en los materiales y mano de obra, bajo uso y servicio normales, durante el siguiente periodo de tiempo a partir de la fecha de compra. Garantía: 3 años (Cuando proceda: 1 año de garantía para componentes de adaptadores de corriente, fuente de alimentación y ventiladores de refrigeración.) Visite TRENDnet.com para revisar la política de garantía, derechos y restricciones para este producto.

Ограниченная гарантия

Гарантия компании TRENDnet распространяется на дефекты, возникшие по вине производителя при соблюдении условий эксплуатации и обслуживания в течение установленного периода с момента приобретения (Продукт: Ограниченная гарантия: Трехлетняя ограниченная гарантия (Распространяется: На протяжении 1 года на силовые адаптеры, источники питания и компоненты вентилятора охлаждения). Полную версию гарантийных обязательств, а также права пользователя и ограничения при эксплуатации данного продукта смотрите на вебсайте www.trendnetrussia.ru

Garantía Limitada

TRENDnet garante seus produtos contra defeitos em material e mão de obra, sob condições normais de uso e serviço, pelo seguinte tempo a partir da data da compra. Garantia: Garantia limitada de 3 anos. (Quando aplicável: 1 ano de garantia para adaptador de tensão, fonte e componentes de ventoinhas). Visite TRENDnet.com para conhecer a política de garantia completa, direitos e restrições para este produto.)

Piiratud garantii

TRENDneti tavatingimustes kasutatavatel ja hooldatavatel toodetel on järgmise ajavahemiku jooksul (alates ostukuupäevast) tootmis-ja materjalidefektide garantii, garantii: 3-aastane piiratud garantii. (Garantii kohaldatakse: toiteadapteri, toiteallika ja jahutusventilaatori osadel on 1-aastane garantii.) Täisgarantii põhimõtete, õiguste ja piirangute kohta leiate lisateavet saidilt TRENDnet.com.

Гарантія компанії

Гарантія компанії TRENDnet поширюється на дефекти, що виникли з вини виробника, при дотриманні умов експлуатації та обслуговування протягом встановленого періоду з моменту придбання. (Продукт: Обмежена гарантія: 3 роки обмеженої гарантії (Поширюється: Протягом 1 року на силові адаптери, джерела живлення і компоненти вентилятора охолодження) Повну версію гарантійних зобов'язань, а також права користувача та обмеження при експлуатації даного продукту дивіться на вебсайті TRENDnet.com.

Certifications

This device can be expected to comply with Part 15 of the FCC Rules provided it is assembled in exact accordance with the instructions provided with this kit.

Operation is subject to the following conditions:

- (1) This device may not cause harmful interference
- (2) This device must accept any interference received including interference that may cause undesired operation.



Waste electrical and electronic products must not be disposed of with household waste. Please recycle where facilities exist. Check with your Local Authority or Retailer for recycling advice.

Applies to PoE Products Only: This product is to be connected only to PoE networks without routing to the outside plant.

Note

The Manufacturer is not responsible for any radio or TV interference caused by unauthorized modifications to this equipment. Such modifications could void the user's authority to operate the equipment.

Advertencia

En todos nuestros equipos se mencionan claramente las características del adaptador de alimentación necesario para su funcionamiento. El uso de un adaptador distinto al mencionado puede producir daños físicos y/o daños al equipo conectado. El adaptador de alimentación debe operar con voltaje y frecuencia de la energía eléctrica domiciliar existente en el país o zona de instalación.

Toll Free English Technical Support

US/Canada: 855-373-4741

Hours: Monday-Friday

7:00 AM- 5:30 PM Pacific Standard Time

Except: holidays

After hours: 866-845-3673

Product Warranty Registration

Please take a moment to register your product online. Go to TRENDnet's website at:
<http://www.trendnet.com/register>

TRENDnet

20675 Manhattan Place, Torrance, CA 90501, USA

Copyright © 2015. All Rights Reserved. TRENDnet.