

User's Guide

TRENDNET[®]



USB 3.0 to Gigabit Ethernet Adapter

Tu3-ETG

Table of Contents

Product Overview	1
Package Contents.....	1
Features	1
Application Diagram	2
Windows Installation	3
Windows 8	3
Windows 7	5
Windows Vista / XP	7
MAC Installation	8
MAC 10.6 - 10.8 Installation.....	8
MAC 10.6 - 10.8 Uninstallation	10
Linux Installation	11
Installation	11
Technical Specifications	12
Federal Communication Commission Interference Statement.....	13
RoHS	13
Europe – EU Declaration of Conformity.....	13
Limited Warranty	15

Product Overview



TU3-ETG

Package Contents

The package includes:

- TU3-ETG USB 3.0 to Gigabit Ethernet Adapter
- Multi-language Quick Installation Guide
- CD-ROM (Driver & User's Guide)

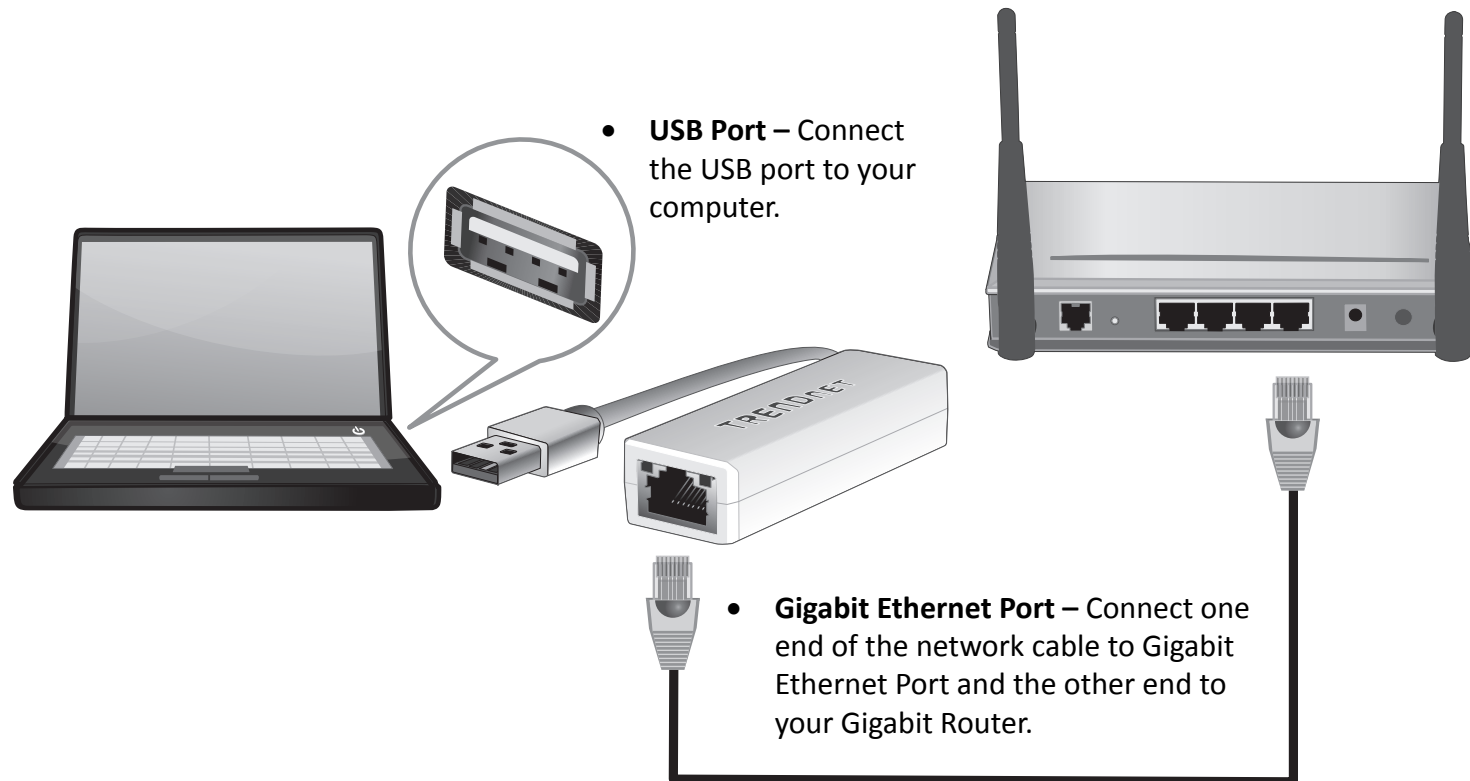
If any package contents are missing or damaged, please contact the retail store, online retailer, or reseller/distributor that the item was purchased.

Features

TRENDnet's compact USB 3.0 to Gigabit Ethernet Adapter, model TU3-ETG, quickly adds a Gigabit Ethernet port to a Windows or Mac computer. A SuperSpeed USB 3.0 port supports Full Duplex 2 Gbps transfer speeds. The TU3-ETG is compatible with older USB 2.0 and 1.1 ports.

- Adds a Gigabit Ethernet port your computer
- SuperSpeed USB 3.0 port supports Full Duplex 2 Gbps speeds
- Compact energy efficient design
- Windows and Mac compatible
- Up to 70% energy saving GREENnet technology
- Compatible with older USB 2.0 and 1.1 ports

Application Diagram

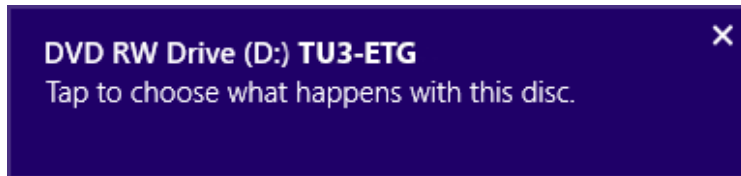


Windows Installation

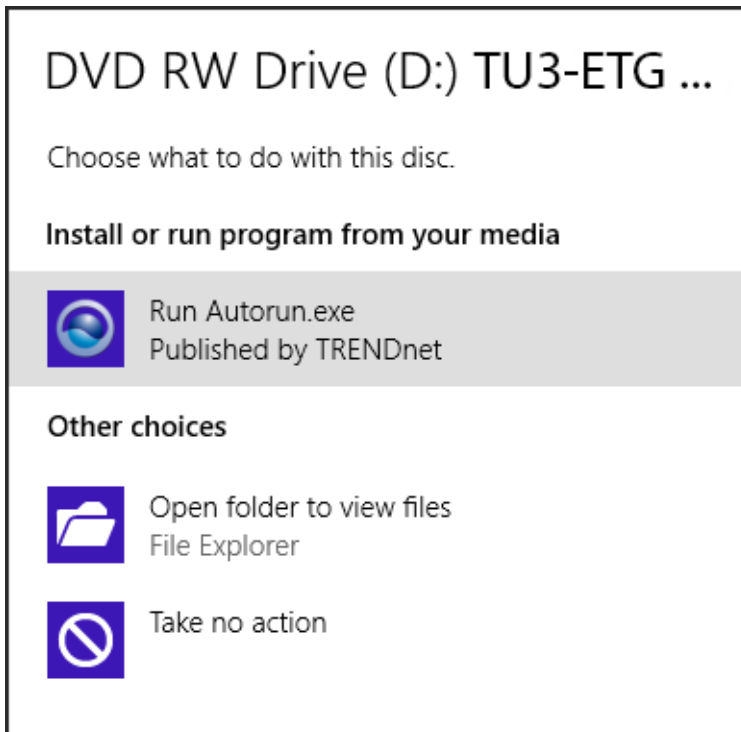
Windows 8

1. Insert the Driver CD-ROM into your CD-ROM Drive.

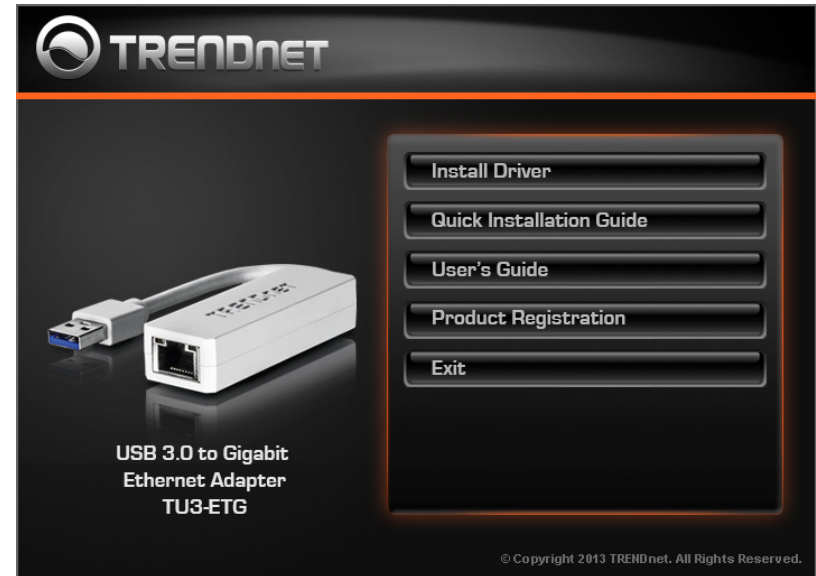
On top right hand side, tap the square



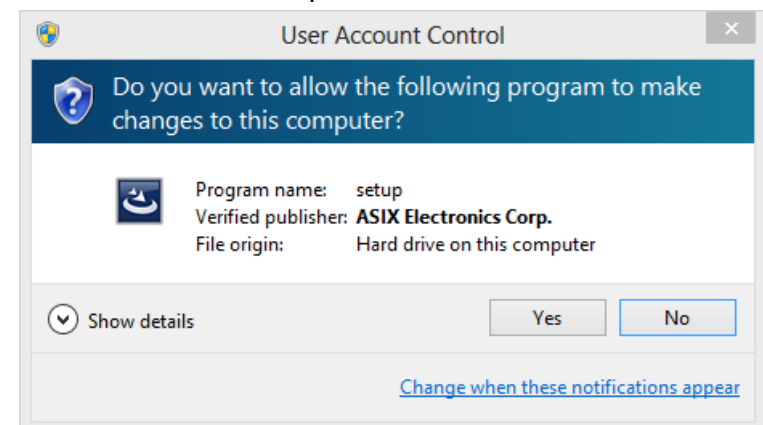
2. Click **Run Autorun.exe**



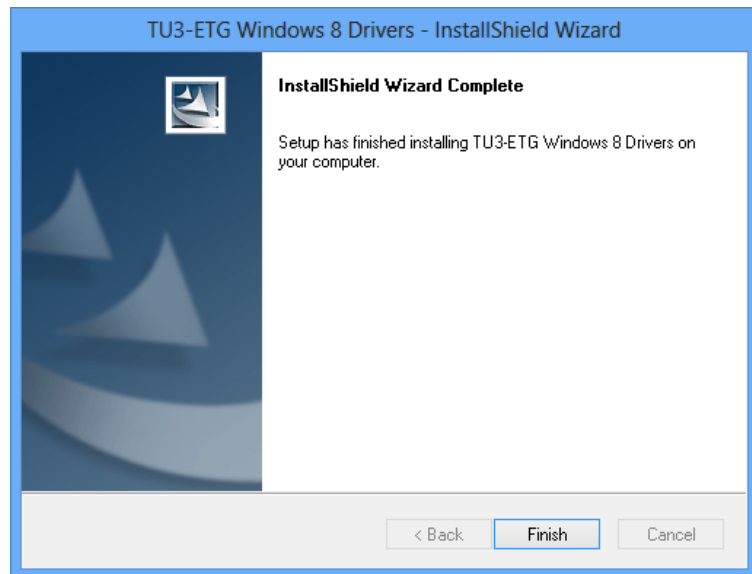
3. Click **Install Driver**



4. Click **Yes** allow driver setup

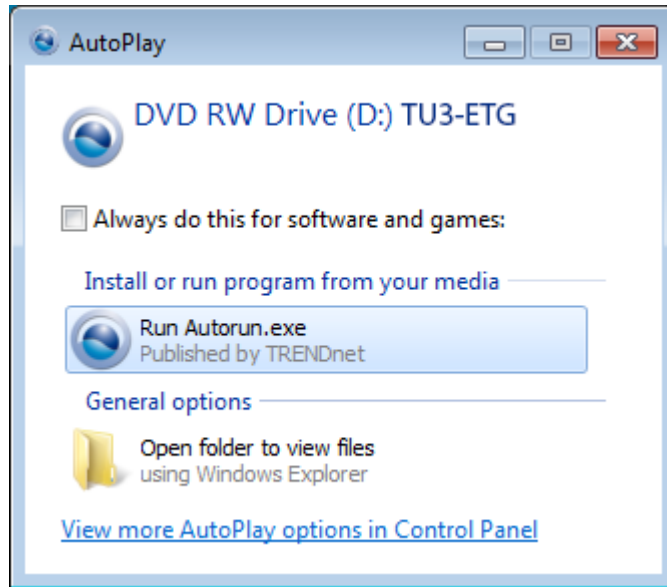


5. Wait while driver is installing

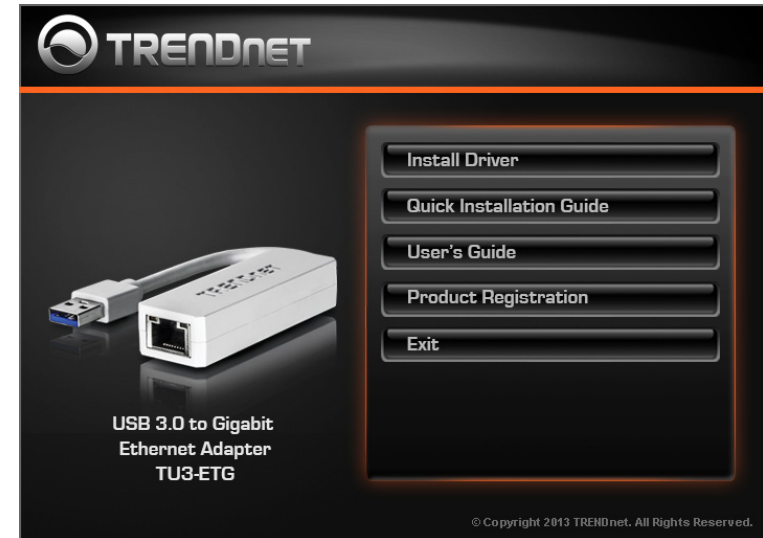
6. The driver is installed. Click **Finish** quick the setup.

Windows 7

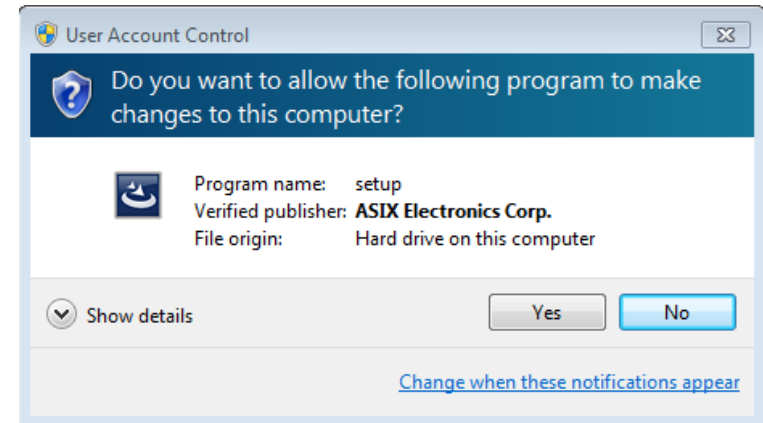
1. Insert the Driver CD-ROM into your CD-ROM Drive.



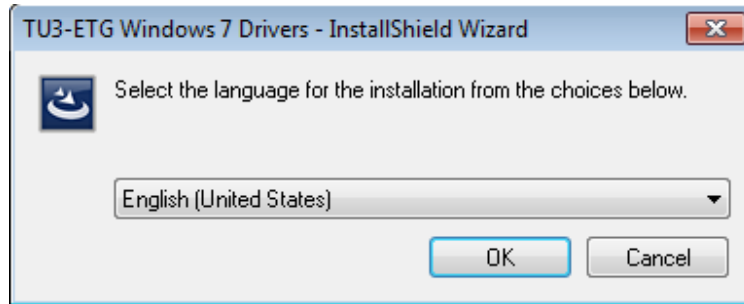
2. Click **Install Driver**



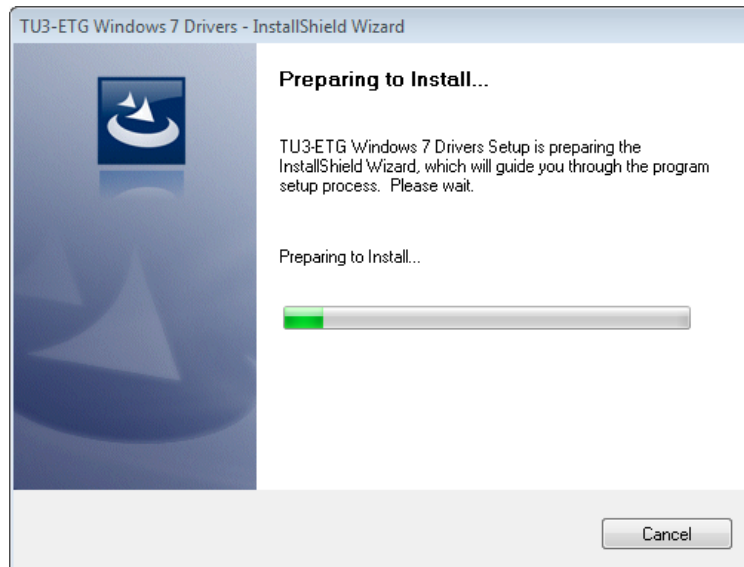
3. Click **Yes** allow driver setup



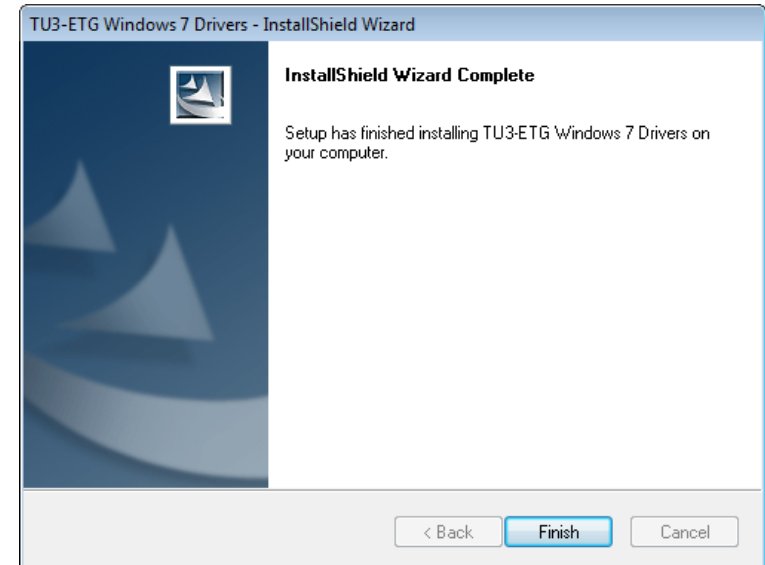
4. Select the language you preferred.



5. Wait while driver is installing

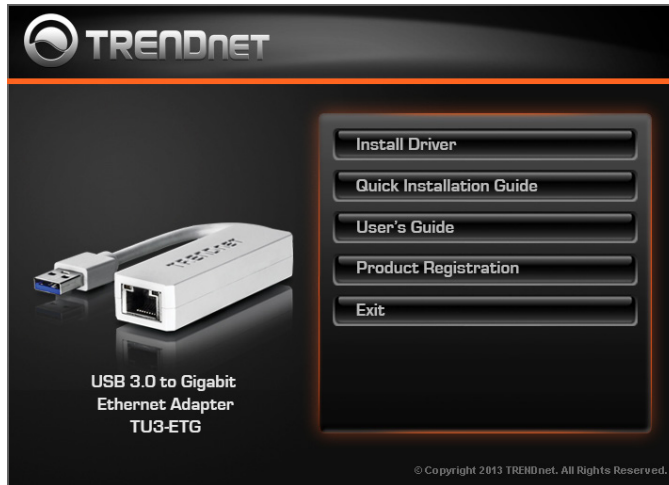


6. The driver is installed. Click **Finish** quick the setup.

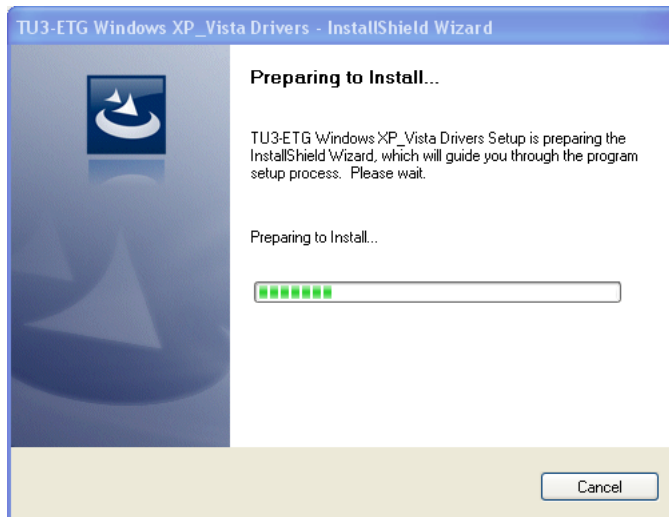


Windows Vista / XP

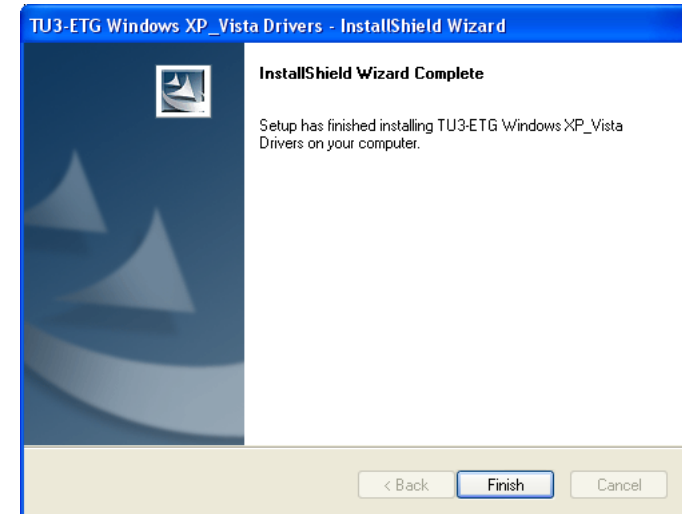
1. Insert the Driver CD-ROM into your CD-ROM Drive.
2. Click Click **Install Driver**



3. Wait while driver is installing



4. The driver is installed. Click **Finish** quick the setup.



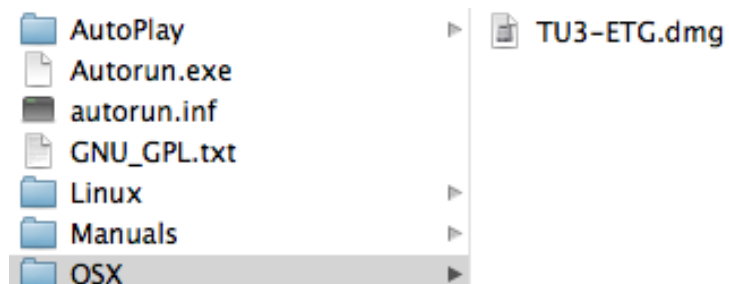
5. Windows will prompt when TU3-ETG is ready to use.



MAC Installation

MAC 10.6 - 10.8 Installation

1. Insert the Driver CD-ROM into your CD-ROM Drive. Double-click the CD and navigate to the directory of /Driver/OSX . Double-click on TU3-ETG.dmg



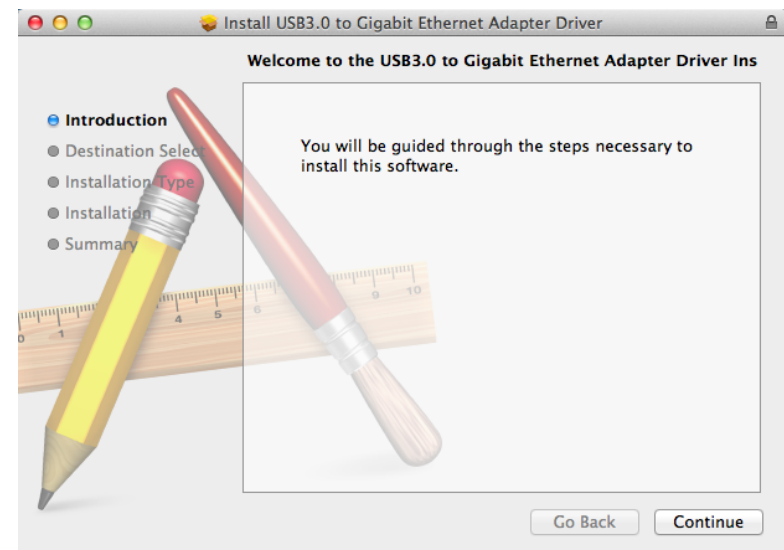
2. The installation virtual drive will showed up on desktop. Double-click and open the drive.



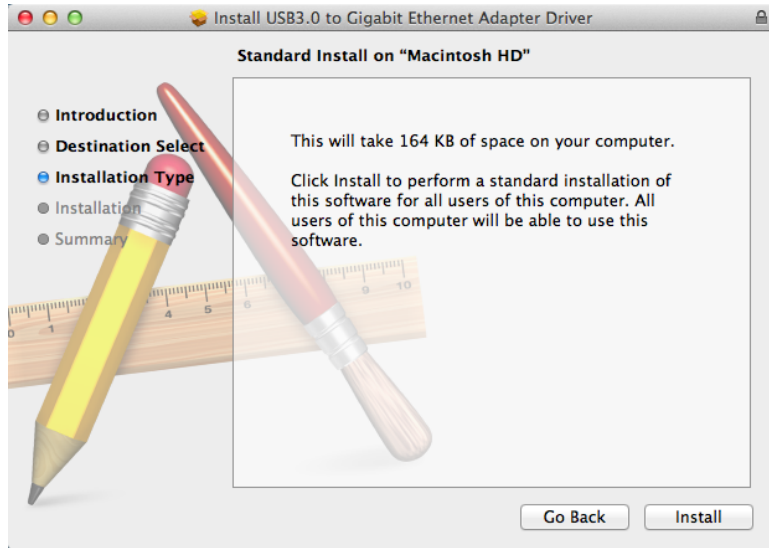
3. Double-click TU3-ETG_v1.5.0.pkg to launch the installer



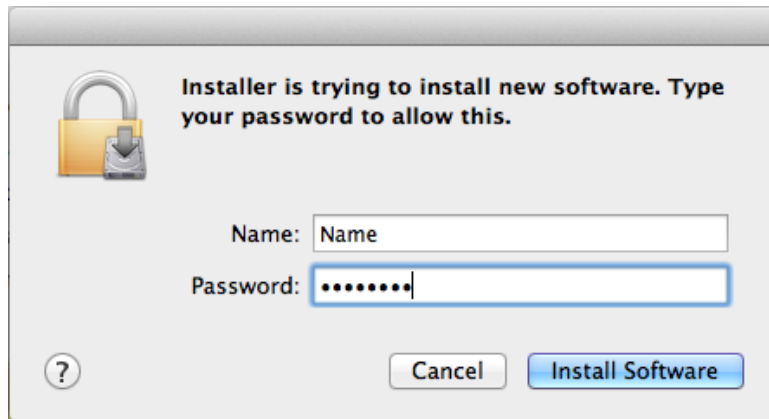
4. Click **Continue** to install the driver.



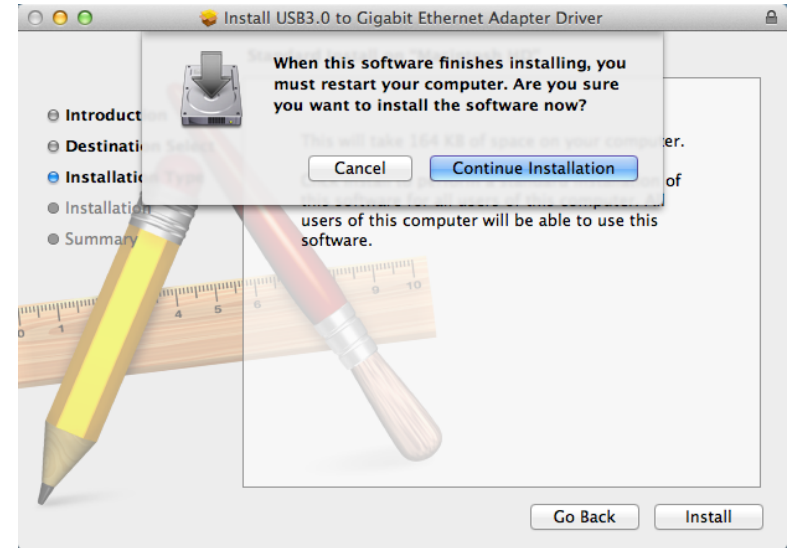
5. Confirm this disk usage information by clicking **Install**



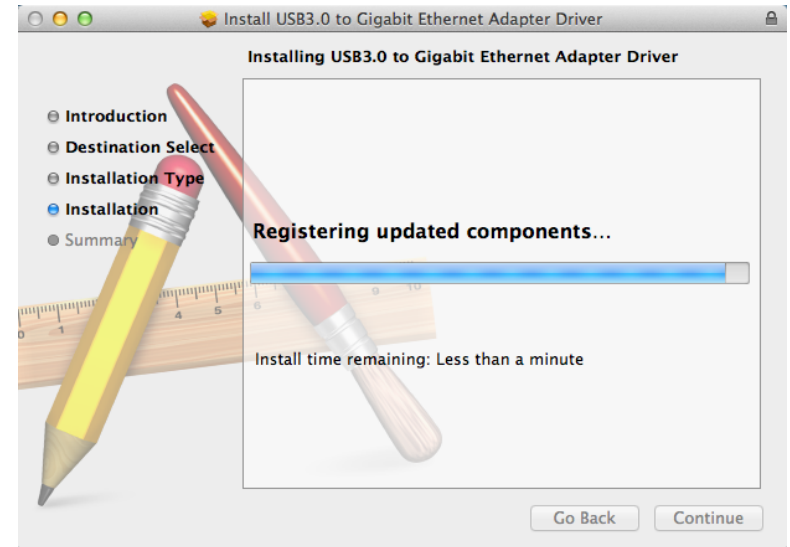
6. Authorize driver installation by entering your user name and password, then click **Install Software**



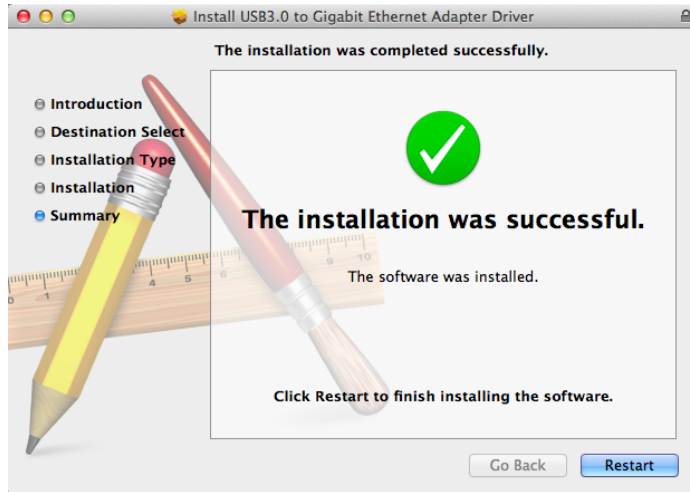
7. Confirm the system restart message. Click **Continue Installation**



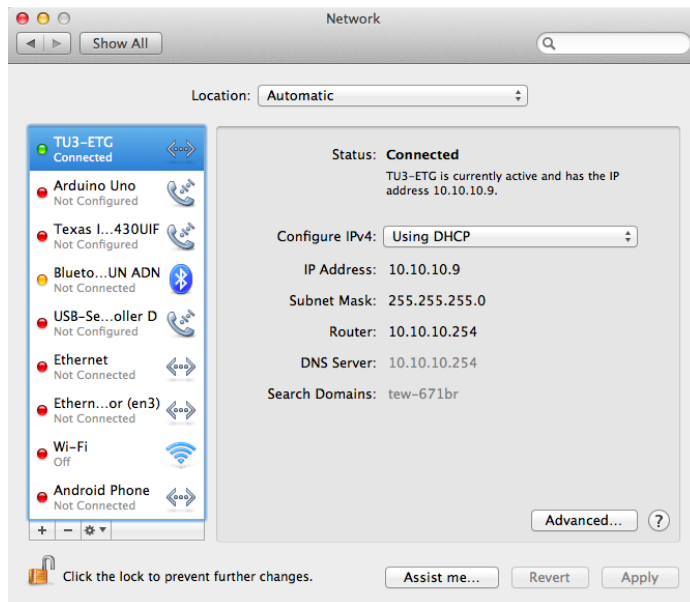
8. Waiting while driver is installing



9. Driver is successfully installed. Click **Restart** to restart your system

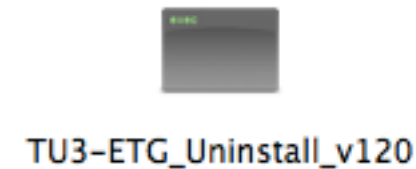


10. Connect TU3-ETG to your MAC's USB port. Checking the installation by clicking Apple logo > System Preferences > Network. You'll see TU3-ETG network card is installed correctly.

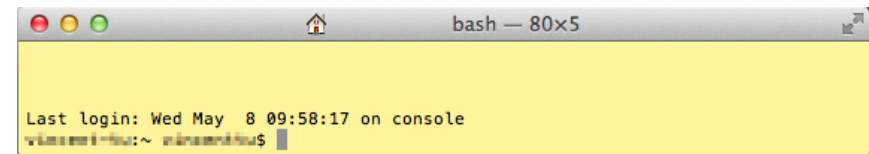


MAC 10.6 - 10.8 Uninstallation

1. The driver CD comes with an uninstall utility. Insert the Driver CD-ROM into your CD-ROM Drive. Double-click the CD and navigate to the directory of \Driver\OSX . You will find TU3-ETG_Uninstall_V120. Double click if you want to uninstall TU3-ETG driver.



2. The uninstaller will bring Terminal app out and remove the driver. Enter your password and then close this window when the job is done.



Linux Installation

Installation

TU3-ETG driver for Linux comes with source code. You have to build and install the driver on your particular Linux environment. To build the driver, open your terminal and find Linux driver source file in CD-ROM under /Driver/Linux directory

Files for make and install:

ax88179_178a.c	AX88179_178A Linux driver main file
axix.h	AX88179_178A Linux driver header file
Makefile	AX88179_178A driver make file

Execute the following command to compile the driver:

```
user@host# sudo make
```

ax88179_178a.ko kernel driver will be created in same directory.

Execute following command to install the driver into your Linux:

```
user@host# sudo make install
```

```
username@hostname :~/Desktop/Driver$ sudo make
[sudo] password for username:
make -C /lib/modules/3.5.0-23-generic/build SUBDIRS=/home/vincent/Desktop/Driver
modules
make[1]: Entering directory `/usr/src/linux-headers-3.5.0-23-generic'
Building modules, stage 2.
MODPOST 1 modules
make[1]: Leaving directory `/usr/src/linux-headers-3.5.0-23-generic'
username@hostname :~/Desktop/Driver$ sudo make install
su -c "cp -v ax88179_178a.ko /lib/modules/3.5.0-23-generic/kernel/drivers/net/usb
b && /sbin/depmod -a"
`ax88179_178a.ko' -> `/lib/modules/3.5.0-23-generic/kernel/drivers/net/usb/ax88
79_178a.ko'
```

* To see more options, please see README file in same folder

Technical Specifications

Standards	<ul style="list-style-type: none"> • USB 3.0/2.0/ 1.1 • IEEE 802.3 10Base-T • IEEE 802.3u 100Base-T • IEEE 802.3x Flow Control • IEEE 802.3ab 1000Base-T • IEEE 802.3az Energy Efficient Ethernet
Interface	<ul style="list-style-type: none"> • 1 x type-A (m) USB connector • 1 x Gigabit Port • LED indicator
Maximum Data Rate	Up to 2 Gbps (full duplex mode)
System Compatibility	Windows® 8, 7, Vista, XP; OS X 10.6 - 10.8, Linux (Kernel 2.6.x and 3.x3)
Dimension (L x W X H)	72 x 25 x 15 mm (2.8 x 1.0 x 0.6 in.)
Weight	25g (0.9 oz)
Power Source	USB bus powered
Consumption	1.3 Watts (max.)
Temperature	Operating: 0° ~ 40°C (32° ~ 104°F)
Humidity	Max. 90% (non-condensing)
Certifications	CE, FCC

Federal Communication Commission Interference Statement

This equipment has been tested and found to comply with the limits for a Class B digital device, pursuant to Part 15 of the FCC Rules. These limits are designed to provide reasonable protection against harmful interference in a residential installation. This equipment generates uses and can radiate radio frequency energy and, if not installed and used in accordance with the instructions, may cause harmful interference to radio communications. However, there is no guarantee that interference will not occur in a particular installation. If this equipment does cause harmful interference to radio or television reception, which can be determined by turning the equipment off and on, the user is encouraged to try to correct the interference by one of the following measures:

- Reorient or relocate the receiving antenna.
- Increase the separation between the equipment and receiver.
- Connect the equipment into an outlet on a circuit different from that to which the receiver is connected.
- Consult the dealer or an experienced radio/TV technician for help.

FCC Caution: Any changes or modifications not expressly approved by the party responsible for compliance could void the user's authority to operate this equipment.

This device complies with Part 15 of the FCC Rules. Operation is subject to the following two conditions: (1) This device may not cause harmful interference, and (2) this device must accept any interference received, including interference that may cause undesired operation.



IMPORTANT NOTE:

FCC Radiation Exposure Statement:

This equipment complies with FCC radiation exposure limits set forth for an uncontrolled environment. This equipment should be installed and operated with minimum distance 20cm between the radiator & your body.

This transmitter must not be co-located or operating in conjunction with any other antenna or transmitter.

The availability of some specific channels and/or operational frequency bands are country dependent and are firmware programmed at the factory to match the intended destination. The firmware setting is not accessible by the end user.

RoHS

This product is RoHS compliant.











Europe – EU Declaration of Conformity











This device complies with the essential requirements of the Directive 2004/108/EC, /2006/95/EC and 2009/125/EC:

EN 55022: 2010 Class B
EN 55024: 2010

EN 60950-1 :2006 + A11 : 2009 + A1 : 2010 + A2 : 2011 : Safety of Information Technology Equipment including electrical business equipment



 Český [Czech]	TRENDnet tímto prohlašuje, že tento TU3-ETG je ve shodě se základními požadavky a dalšími příslušnými ustanoveními směrnice 2004/108ww/ES.
 Dansk [Danish]	Undertegnede TRENDnet erklærer herved, at følgende udstyr TU3-ETG overholder de væsentlige krav og øvrige relevante krav i direktiv 2004/108/EF.
 Deutsch [German]	Hiermit erklärt TRENDnet, dass sich das Gerät TU3-ETG in Übereinstimmung mit den grundlegenden Anforderungen und den übrigen einschlägigen Bestimmungen der Richtlinie 2004/108/EG befindet.
 Eesti [Estonian]	Käesolevaga kinnitab TRENDnet seadme TU3-ETG vastavust direktiivi 2004/108/EÜ põhinõuetele ja nimetatud direktiivist tulenevatele teistele asjakohastele sätetele.
 English	Hereby, TRENDnet, declares that this TU3-ETG is in compliance with the essential requirements and other relevant provisions of Directive 2004/108/EC.
 Español [Spanish]	Por medio de la presente TRENDnet declara que el TU3-ETG cumple con los requisitos esenciales y cualesquiera otras disposiciones aplicables o exigibles de la Directiva 2004/108/CE.
 Ελληνική [Greek]	ΜΕ ΤΗΝ ΠΑΡΟΥΣΑ TRENDnet ΔΗΛΩΝΕΙ ΟΤΙ ΤΟ ΤΥΠΟ ΤΗΣ ΤΕΤΡΑΚΩΝΤΑ ΤΡΕΝΔΝΕΤ ΕΠΙΧΕΙΡΕΙΤΑΙ ΠΡΟΣ ΤΙΣ ΟΥΣΙΩΔΕΙΣ ΑΠΑΙΤΗΣΕΙΣ ΚΑΙ ΤΙΣ ΛΟΙΠΕΣ ΣΧΕΤΙΚΕΣ ΔΙΑΤΑΞΕΙΣ ΤΗΣ ΟΔΗΓΙΑΣ 2004/108/ΕΚ.
 Français [French]	Par la présente TRENDnet déclare que l'appareil TU3-ETG est conforme aux exigences essentielles et aux autres dispositions pertinentes de la directive 2004/108/CE.
 Italiano [Italian]	Con la presente TRENDnet dichiara che questo TU3-ETG è conforme ai requisiti essenziali ed alle altre disposizioni pertinenti stabilite dalla direttiva 2004/108/CE.
 Latvīski [Latvian]	Ar šo TRENDnet deklarē, ka TU3-ETG atbilst Direktīvas 2004/108/EK būtiskajām prasībām un citiem ar to saistītajiem noteikumiem.

 Lietuvių [Lithuanian]	Šiuo TRENDnet deklaruoja, kad šis TU3-ETG atitinka esminius reikalavimus ir kitas 2004/108/EB Direktyvos nuostatas.
 Nederlands [Dutch]	Hierbij verklaart TRENDnet dat het toestel TU3-ETG in overeenstemming is met de essentiële eisen en de andere relevante bepalingen van richtlijn 2004/108/EG.
 Malti [Maltese]	Hawnhekk, TRENDnet, jiddikjara li dan TU3-ETG jikkonforma mal-ħtiġijiet essenzjali u ma provvedimenti oħrajn relevanti li hemm fid-Dirrettiva 2004/108/EC.
 Magyar [Hungarian]	Alulírott, TRENDnet nyilatkozom, hogy a TU3-ETG megfelel a vonatkozó alapvető követelményeknek és az 2004/108/EC irányelv egyéb előírásainak.
 Polski [Polish]	Niniejszym TRENDnet oświadcza, że TU3-ETG jest zgodny z zasadniczymi wymogami oraz pozostałymi stosownymi postanowieniami Dyrektywy 2004/108/EC.
 Português [Portuguese]	TRENDnet declara que este TU3-ETG está conforme com os requisitos essenciais e outras disposições da Directiva 2004/108/CE.
 Slovensko [Slovenian]	TRENDnet izjavlja, da je ta TU3-ETG v skladu z bistvenimi zahtevami in ostalimi relevantnimi določili direktive 2004/108/ES.
 Slovensky [Slovak]	TRENDnet týmto vyhlasuje, že TU3-ETG spĺňa základné požiadavky a všetky príslušné ustanovenia Smernice 2004/108/ES.
 Suomi [Finnish]	TRENDnet vakuuttaa täten että TU3-ETG tyyppinen laite on direktiivin 2004/108/EY oleellisten vaatimusten ja sitä koskevien direktiivin muiden ehtojen mukainen.
 Svenska [Swedish]	Härmed intygar TRENDnet att denna TU3-ETG står i överensstämmelse med de väsentliga egenskapskrav och övriga relevanta bestämmelser som framgår av direktiv 2004/108/EG.

Limited Warranty

TRENDnet warrants its products against defects in material and workmanship, under normal use and service, for the following lengths of time from the date of purchase.

- TU3-ETG – 2 Years Warranty

If a product does not operate as warranted during the applicable warranty period, TRENDnet shall reserve the right, at its expense, to repair or replace the defective product or part and deliver an equivalent product or part to the customer. The repair/replacement unit's warranty continues from the original date of purchase. All products that are replaced become the property of TRENDnet. Replacement products may be new or reconditioned. TRENDnet does not issue refunds or credit. Please contact the point-of-purchase for their return policies.

TRENDnet shall not be responsible for any software, firmware, information, or memory data of customer contained in, stored on, or integrated with any products returned to TRENDnet pursuant to any warranty.

There are no user serviceable parts inside the product. Do not remove or attempt to service the product by any unauthorized service center. This warranty is voided if (i) the product has been modified or repaired by any unauthorized service center, (ii) the product was subject to accident, abuse, or improper use (iii) the product was subject to conditions more severe than those specified in the manual.

Warranty service may be obtained by contacting TRENDnet within the applicable warranty period and providing a copy of the dated proof of the purchase. Upon proper submission of required documentation a Return Material Authorization (RMA) number will be issued. An RMA number is required in order to initiate warranty service support for all TRENDnet products. Products that are sent to TRENDnet for RMA service must have the RMA number marked on the outside of return packages and sent to TRENDnet prepaid, insured and packaged appropriately for safe shipment. Customers shipping from outside of the USA and Canada are responsible for return shipping fees. Customers shipping from outside of the USA are responsible for custom charges, including but not limited to, duty, tax, and other fees.

WARRANTIES EXCLUSIVE: IF THE TRENDNET PRODUCT DOES NOT OPERATE AS WARRANTED ABOVE, THE CUSTOMER'S SOLE REMEDY SHALL BE, AT TRENDNET'S OPTION, REPAIR OR REPLACE. THE FOREGOING WARRANTIES AND REMEDIES ARE EXCLUSIVE AND ARE IN LIEU OF ALL OTHER WARRANTIES, EXPRESSED OR IMPLIED,

EITHER IN FACT OR BY OPERATION OF LAW, STATUTORY OR OTHERWISE, INCLUDING WARRANTIES OF MERCHANTABILITY AND FITNESS FOR A PARTICULAR PURPOSE. TRENDNET NEITHER ASSUMES NOR AUTHORIZES ANY OTHER PERSON TO ASSUME FOR IT ANY OTHER LIABILITY IN CONNECTION WITH THE SALE, INSTALLATION MAINTENANCE OR USE OF TRENDNET'S PRODUCTS.

TRENDNET SHALL NOT BE LIABLE UNDER THIS WARRANTY IF ITS TESTING AND EXAMINATION DISCLOSE THAT THE ALLEGED DEFECT IN THE PRODUCT DOES NOT EXIST OR WAS CAUSED BY CUSTOMER'S OR ANY THIRD PERSON'S MISUSE, NEGLIGENCE, IMPROPER INSTALLATION OR TESTING, UNAUTHORIZED ATTEMPTS TO REPAIR OR MODIFY, OR ANY OTHER CAUSE BEYOND THE RANGE OF THE INTENDED USE, OR BY ACCIDENT, FIRE, LIGHTNING, OR OTHER HAZARD.

LIMITATION OF LIABILITY: TO THE FULL EXTENT ALLOWED BY LAW TRENDNET ALSO EXCLUDES FOR ITSELF AND ITS SUPPLIERS ANY LIABILITY, WHETHER BASED IN CONTRACT OR TORT (INCLUDING NEGLIGENCE), FOR INCIDENTAL, CONSEQUENTIAL, INDIRECT, SPECIAL, OR PUNITIVE DAMAGES OF ANY KIND, OR FOR LOSS OF REVENUE OR PROFITS, LOSS OF BUSINESS, LOSS OF INFORMATION OR DATE, OR OTHER FINANCIAL LOSS ARISING OUT OF OR IN CONNECTION WITH THE SALE, INSTALLATION, MAINTENANCE, USE, PERFORMANCE, FAILURE, OR INTERRUPTION OF THE POSSIBILITY OF SUCH DAMAGES, AND LIMITS ITS LIABILITY TO REPAIR, REPLACEMENT, OR REFUND OF THE PURCHASE PRICE PAID, AT TRENDNET'S OPTION. THIS DISCLAIMER OF LIABILITY FOR DAMAGES WILL NOT BE AFFECTED IF ANY REMEDY PROVIDED HEREIN SHALL FAIL OF ITS ESSENTIAL PURPOSE.

Governing Law: This Limited Warranty shall be governed by the laws of the state of California.

Some TRENDnet products include software code written by third party developers. These codes are subject to the GNU General Public License ("GPL") or GNU Lesser General Public License ("LGPL").

Go to <http://www.trendnet.com/gpl> or <http://www.trendnet.com> Download section and look for the desired TRENDnet product to access to the GPL Code or LGPL Code. These codes are distributed WITHOUT WARRANTY and are subject to the copyrights of the developers. TRENDnet does not provide technical support for these codes. Please go to <http://www.gnu.org/licenses/gpl.txt> or <http://www.gnu.org/licenses/lgpl.txt> for specific terms of each license.



Product Warranty Registration

Please take a moment to register your product online.
Go to TRENDnet's website at <http://www.trendnet.com/register>

TRENDnet
20675 Manhattan Place
Torrance, CA 90501. USA