



Lühike paigaldusjuhend



TU2-H2PC

Eesti	1
1. Enne alustamist	1
2. Kuidas paigaldada	2
3. Paigaldamise kontrollimine	4
Tõrkeotsing	5

1. Enne alustamist



Pakendi sisu

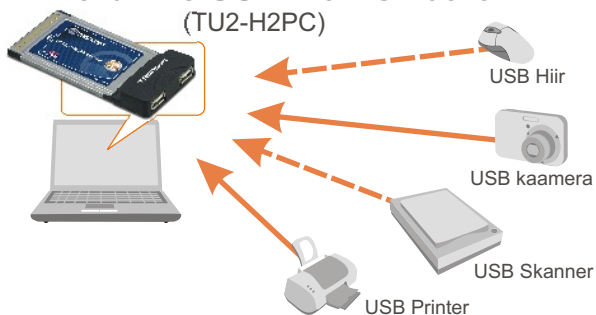
- TU2-H2PC
- Lühike paigaldusjuhend

Nõuded süsteemile

- Vaba 32-bitise CardBus tüüp II pesa
- Windows 98SE/ME/2000/XP

Rakendus

2-Pordiline USB 2.0 PC kaart (TU2-H2PC)



— 480Mbps USB 2.0
— 12Mbps USB 1.1 *

* Tagasiühilduv USB 1.1 12Mbps'ga

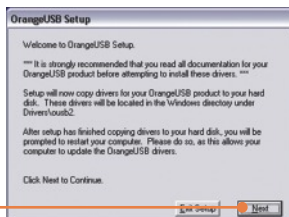
2. Kuidas paigaldada

Märkus! Ärge installige PCI adapterit enne, kui teil seda teha palutakse.

1. Sisestage draiveri CD-plaat arvuti CD-seadmesse, jätkake **D:\DriverWindows**, kus "D" tähistab teie CD-Rom ajamit. Topeltklikkige **Setup.exe**.



2. Klõkkige **Next**.



3. Klõkkige **Close**.



4. Lõpetage töö arvutiga (**Shutdown**).



5. Sisestage kindlalt PC-kaart sülearvuti PC-kaardi pilusse, seejärel taaskäivitage arvuti.



6. Pärast arvuti taaskäivitamist paigaldab Windows automaatselt teie uue riistvara.



7. Ühenda USB seade USB porti.

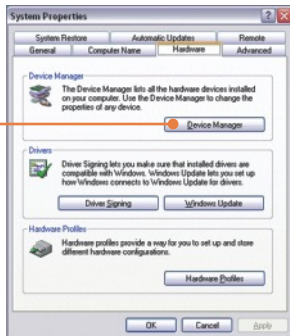


Paigaldus on lõppenud

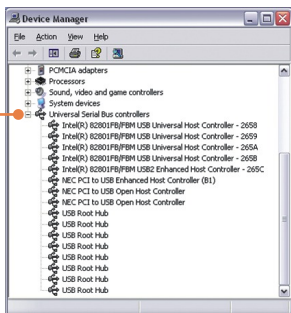
3. Paigaldamise kontrollimine

Windows 2000/XP

1. Paremklikkige **My Computer** ja klikkige **Properties**. Hardware saki all klikkige **Device Manager**.



2. Veendu, et **Universal Serial Bus Controller** on paigaldatud ja ühtegi hüüumärki pole näha.



Küsimus 1. Kas ma võin arvuti töötamise ajal USB kaablit ühendada või ühenduse katkestada?

Vastus 1. Jah, te võite USB kaablit või ükskõik millist välist USB seadet arvuti töötamise ajal ühendada või ühenduse katkestada, sest see USB liides on võrku isehäälestuv ja kuuma pistikuühendusega.

Küsimus 2. Mul on USB 1.1 kaabel. Kas see töötab USB 2.0 seadmetega?

Vastus 2. Jah, töötab, aga see võib põhjustada probleeme kiirete USB 2.0 välisseadmetega ühendamisel. Sellepärast on soovitatav kasutada sertifitseeritud USB 2.0 kaablit.

Küsimus 3. Pärast TU2-H2PC 2-pordise USB 2.0 CardBus PC kaardi edukat paigaldamist ühendasin oma välise USB seadme USB porti, aga mulle tundus, et see ei töötanud? Mida ma peaksin tegema?

Vastus 3. Kui teie väline USB seade tuleb koos välise toiteploki, ühendage toiteplokk seadmega ja lülitage seade sisse. Olge veendunud, et arvutisse on paigaldatud õiged Windowsi draiverid välisele USB seadmele.

Kui teil on lisaküsimusi, mis puudutavad seadet TU2-H2PC, palun võtke ühendust TRENDneti tehnilise toe osakonnaga.

Sertifikaat

Antud seadet on testitud ja täheldatud ühilduvust FCC ja CE reeglitega.

Operatsioonil subjektiga on järgitud kahte tingimust.

- (1) Antud seade ei põhjusta kahjulike häireid.
- (2) Seade peab aktsepteerima kõiki häireid. Kaasaarvatud häireid, mis võivad põhjustada ebasoovitud operatsioone



Elektri- ja elektroonikatoodete jäätmeid ei tohi ära visata koos olmejäätkeid. Abivahendite olemasolu korral palume ümber töötlemiseks sorteerida. Küsi nõu jäätmete ümber töötlemise kohta oma kohalikul jaemüüjalt.



MÄRKUS: TOOTJA EI VASTUTA SEADME VOLITAMATA MUUNDAMISE (MUUTMISE) TAGAJÄRJEL TEKKINUD RAADIO VÕI TV HÄIRETE EEST. SELLISED MUUDATUSED VÕIVAD PÕHJUSTADA KASUTAJA SEADME KASUTUSÕIGUSE ANNULEERIMISE.

Limited Warranty

TRENDnet warrants its products against defects in material and workmanship, under normal use and service, for the following lengths of time from the date of purchase.

TU2-H2PC - 2 Year Warranty

If a product does not operate as warranted above during the applicable warranty period, TRENDnet shall, at its option and expense, repair the defective product or part, deliver to customer an equivalent product or part to replace the defective item, or refund to customer the purchase price paid for the defective product. All products that are replaced will become the property of TRENDnet. Replacement products may be new or reconditioned.

TRENDnet shall not be responsible for any software, firmware, information, or memory data of customer contained in, stored on, or integrated with any products returned to TRENDnet pursuant to any warranty.

There are no user serviceable parts inside the product. Do not remove or attempt to service the product by any unauthorized service center. This warranty is voided if (i) the product has been modified or repaired by any unauthorized service center, (ii) the product was subject to accident, abuse, or improper use (iii) the product was subject to conditions more severe than those specified in the manual.

Warranty service may be obtained by contacting TRENDnet office within the applicable warranty period for a Return Material Authorization (RMA) number, accompanied by a copy of the dated proof of the purchase. Products returned to TRENDnet must be pre-authorized by TRENDnet with RMA number marked on the outside of the package, and sent prepaid, insured and packaged appropriately for safe shipment.

WARRANTIES EXCLUSIVE: IF THE TRENDnet PRODUCT DOES NOT OPERATE AS WARRANTED ABOVE, THE CUSTOMER'S SOLE REMEDY SHALL BE, AT TRENDnet'S OPTION, REPAIR OR REPLACEMENT. THE FOREGOING WARRANTIES AND REMEDIES ARE EXCLUSIVE AND ARE IN LIEU OF ALL OTHER WARRANTIES, EXPRESSED OR IMPLIED, EITHER IN FACT OR BY OPERATION OF LAW, STATUTORY OR OTHERWISE, INCLUDING WARRANTIES OF MERCHANTABILITY AND FITNESS FOR A PARTICULAR PURPOSE. TRENDnet NEITHER ASSUMES NOR AUTHORIZES ANY OTHER PERSON TO ASSUME FOR IT ANY OTHER LIABILITY IN CONNECTION WITH THE SALE, INSTALLATION MAINTENANCE OR USE OF TRENDnet'S PRODUCTS.

TRENDnet SHALL NOT BE LIABLE UNDER THIS WARRANTY IF ITS TESTING AND EXAMINATION DISCLOSE THAT THE ALLEGED DEFECT IN THE PRODUCT DOES NOT EXIST OR WAS CAUSED BY CUSTOMER'S OR ANY THIRD PERSON'S MISUSE, NEGLIGENCE, IMPROPER INSTALLATION OR TESTING, UNAUTHORIZED ATTEMPTS TO REPAIR OR MODIFY, OR ANY OTHER CAUSE BEYOND THE RANGE OF THE INTENDED USE, OR BY ACCIDENT, FIRE, LIGHTNING, OR OTHER HAZARD.

LIMITATION OF LIABILITY: TO THE FULL EXTENT ALLOWED BY LAW TRENDnet ALSO EXCLUDES FOR ITSELF AND ITS SUPPLIERS ANY LIABILITY, WHETHER BASED IN CONTRACT OR TORT (INCLUDING NEGLIGENCE), FOR INCIDENTAL, CONSEQUENTIAL, INDIRECT, SPECIAL, OR PUNITIVE DAMAGES OF ANY KIND, OR FOR LOSS OF REVENUE OR PROFITS, LOSS OF BUSINESS, LOSS OF INFORMATION OR DATE, OR OTHER FINANCIAL LOSS ARISING OUT OF OR IN CONNECTION WITH THE SALE, INSTALLATION, MAINTENANCE, USE, PERFORMANCE, FAILURE, OR INTERRUPTION OF THE POSSIBILITY OF SUCH DAMAGES, AND LIMITS ITS LIABILITY TO REPAIR, REPLACEMENT, OR REFUND OF THE PURCHASE PRICE PAID, AT TRENDnet'S OPTION. THIS DISCLAIMER OF LIABILITY FOR DAMAGES WILL NOT BE AFFECTED IF ANY REMEDY PROVIDED HEREIN SHALL FAIL OF ITS ESSENTIAL PURPOSE.

Governing Law: This Limited Warranty shall be governed by the laws of the state of California.

AC/DC Power Adapter, Cooling Fan, and Power Supply carry 1 Year Warranty



TRENDnet Technical Support

US • Canada

Toll Free Telephone: 1(866) 845-3673

24/7 Tech Support



Europe (Germany • France • Italy • Spain • Switzerland • UK)

Toll Free Telephone: +00800 60 76 76 67

English/Espanol - 24/7

Francais/Deutsch - 11am-8pm, Monday - Friday MET

Worldwide

Telephone: +(31) (0) 20 504 05 35

English/Espanol - 24/7

Francais/Deutsch - 11am-8pm, Monday - Friday MET

Product Warranty Registration

Please take a moment to register your product online.

Go to TRENDnet's website at <http://www.trendnet.com>

TRENDnet

20675 Manhattan Place

Torrance, CA 90501

USA