





Quick Installation Guide  

**TU2-EX12**  
1.01

# Table of Contents

English	1
1. Before You Start	1
2. Hardware Installation	2
Technical Specifications	3
Troubleshooting	4



## Package Contents

- TU2-EX12 (12 meters/39 feet)
- Multi-Language Quick Installation Guide

## System Requirements

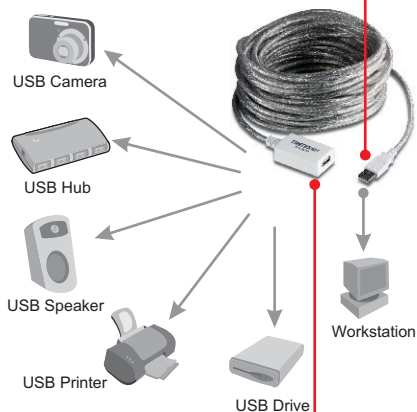
- Computer with an available USB 1.1 or 2.0 port

Supported Operating Systems	CPU	Memory
Windows 7 (32/64-bit)	1GHz or above	1GB RAM or above
Windows Vista (32/64-bit)	800MHz or above	512MB RAM or above
Windows XP (32/64-bit)/ 2000	300MHz or above	256MB RAM or above
Mac OS X (10.6)	Intel Processor	1GB RAM or above
Mac OS X (10.5)	867MHz or above	512MB RAM or above
Mac OS X (10.4)	333MHz or above	256MB RAM or above
Mac OS X (10.1-10.3)	300MHz or above	256MB RAM or above

## 2. Hardware Installation

1. Plug the USB Type A Male Connector on the TU2-EX12 into an available USB port on your computer.

2. The computer will automatically detect and install the drivers.



3. Plug a USB peripheral device into the USB Type A Female Connector on the TU2-EX12.

### Your installation is now complete

#### Register Your Product

To ensure the highest level of customer service and support, please take a moment to register your product Online at: [www.trendnet.com/register](http://www.trendnet.com/register)

Thank you for choosing TRENDnet

ENGLISH

Français

DEUTSCH

ESPAÑOL

Русский

Hardware	
<b>Interface</b>	USB 2.0, 1.1, 1.0 compliant (Type A)
<b>Data Rate</b>	<ul style="list-style-type: none"><li>• High-Speed: 480Mbps</li><li>• Full-Speed: 12Mbps</li><li>• Low-Speed: 1.5Mbps</li></ul>
<b>Connector</b>	USB Type A Male to Female
<b>Cable Length</b>	12 meters (39 feet)
<b>Max Distance</b>	36 meters (118 feet)
<b>Weight</b>	430g (15.2 oz.)
<b>Temperature</b>	<ul style="list-style-type: none"><li>• Operating: 0° ~ 60° C (32° ~ 140° F)</li><li>• Storage: -20° ~ 85° C (-4° ~ 185° F)</li></ul>
<b>Humidity</b>	Max. 90% (non-condensing)
<b>Certifications</b>	FCC, CE

## 1. My computer does not detect my USB peripheral device when I plug it into the TU2-EX12. What should I do?

1. Verify that your computer meets the system requirements as specified in section 1.
2. Access the device manager and verify the USB device on the host computer are installed properly.
  1. To access the device manager on Windows 7, click on the Windows icon on the bottom left-hand corner, click **Computer**, click **System Properties** and then click **Device Manager**. Double click on **USB Display Adapters**. Make sure that **USB HDMI Adapter** is listed and there is no yellow question mark or exclamation point.
  2. To access the device manager on Windows Vista, right-click **Computer**, click **Properties** and then click **Device Manager**. Double click on **USB Display Adapters**. Make sure that **USB HDMI Adapter** is listed and there is no yellow question mark or exclamation point.
  3. To access the device manager on Windows XP, right-click **My Computer**, click **Properties**, click the **Hardware** tab, and then click **Device Manager**. Right click on **My Computer**→**Properties**. Double click on **USB Display Adapters**. Make sure that **USB HDMI Adapter** is listed and there is no yellow question mark or exclamation point.
  4. Click on Hardware, then Device Manager.
3. Try plugging the device into a different USB port on the computer.

## 2. My USB peripheral is getting less than 480Mbps data transfer rate when connected through the TU2-EX12. What should I do?

1. Verify that the TU2-EX12 is connected to a USB 2.0 port on your computer.
2. Make sure that your USB peripheral device supports USB 2.0.

## 3. Can I cascade 2 or more TU2-EX12 together?

You can cascade a total of 3 TU2-EX12 units together.

If you still encounter problems or have any questions regarding the **TU2-EX12**, please contact TRENDnet's Technical Support Department.

## Limited Warranty

TRENDnet warrants its products against defects in material and workmanship, under normal use and service, for the following lengths of time from the date of purchase.

### **TU2-EX12 - 2 Years Limited Warranty** **AC/DC Power Adapter, Cooling Fan and Power Supply carry a 1 year limited warranty**

If a product does not operate as warranted during the applicable warranty period, TRENDnet shall reserve the right, at its expense, to repair or replace the defective product or part and deliver an equivalent product or part to the customer. The repair/replacement unit's warranty continues from the original date of purchase. All products that are replaced become the property of TRENDnet. Replacement products may be new or reconditioned. TRENDnet does not issue refunds or credit. Please contact the point-of-purchase for their return policies.

TRENDnet shall not be responsible for any software, firmware, information, or memory data of customer contained in, stored on, or integrated with any products returned to TRENDnet pursuant to any warranty.

There are no user serviceable parts inside the product. Do not remove or attempt to service the product by any unauthorized service center. This warranty is voided if (i) the product has been modified or repaired by any unauthorized service center, (ii) the product was subject to accident, abuse, or improper use (iii) the product was subject to conditions more severe than those specified in the manual.

Warranty service may be obtained by contacting TRENDnet within the applicable warranty period and providing a copy of the dated proof of the purchase. Upon proper submission of required documentation a Return Material Authorization (RMA) number will be issued. An RMA number is required in order to initiate warranty service support for all TRENDnet products. Products that are sent to TRENDnet for RMA service must have the RMA number marked on the outside of return packages and sent to TRENDnet prepaid, insured and packaged appropriately for safe shipment. Customers shipping from outside of the USA and Canada are responsible for return shipping fees. Customers shipping from outside of the USA are responsible for custom charges, including but not limited to, duty, tax, and other fees.

**WARRANTIES EXCLUSIVE:** IF THE TRENDNET PRODUCT DOES NOT OPERATE AS WARRANTED ABOVE, THE CUSTOMER'S SOLE REMEDY SHALL BE, AT TRENDNET'S OPTION, REPAIR OR REPLACE. THE FOREGOING WARRANTIES AND REMEDIES ARE EXCLUSIVE AND ARE IN LIEU OF ALL OTHER WARRANTIES, EXPRESSED OR IMPLIED, EITHER IN FACT OR BY OPERATION OF LAW, STATUTORY OR OTHERWISE, INCLUDING WARRANTIES OF MERCHANTABILITY AND FITNESS FOR A PARTICULAR PURPOSE. TRENDNET NEITHER ASSUMES NOR AUTHORIZES ANY OTHER PERSON TO ASSUME FOR IT ANY OTHER LIABILITY IN CONNECTION WITH THE SALE, INSTALLATION MAINTENANCE OR USE OF TRENDNET'S PRODUCTS.

TRENDNET SHALL NOT BE LIABLE UNDER THIS WARRANTY IF ITS TESTING AND EXAMINATION DISCLOSE THAT THE ALLEGED DEFECT IN THE PRODUCT DOES NOT EXIST OR WAS CAUSED BY CUSTOMER'S OR ANY THIRD PERSON'S MISUSE, NEGLIGENCE, IMPROPER INSTALLATION OR TESTING, UNAUTHORIZED ATTEMPTS TO REPAIR OR MODIFY, OR ANY OTHER CAUSE BEYOND THE RANGE OF THE INTENDED USE, OR BY ACCIDENT, FIRE, LIGHTNING, OR OTHER HAZARD.

**LIMITATION OF LIABILITY:** TO THE FULL EXTENT ALLOWED BY LAW TRENDNET ALSO EXCLUDES FOR ITSELF AND ITS SUPPLIERS ANY LIABILITY, WHETHER BASED IN CONTRACT OR TORT (INCLUDING NEGLIGENCE), FOR INCIDENTAL, CONSEQUENTIAL, INDIRECT, SPECIAL, OR PUNITIVE DAMAGES OF ANY KIND, OR FOR LOSS OF REVENUE OR PROFITS, LOSS OF BUSINESS, LOSS OF INFORMATION OR DATE, OR OTHER FINANCIAL LOSS ARISING OUT OF OR IN CONNECTION WITH THE SALE, INSTALLATION, MAINTENANCE, USE, PERFORMANCE, FAILURE, OR INTERRUPTION OF THE POSSIBILITY OF SUCH DAMAGES, AND LIMITS ITS LIABILITY TO REPAIR, REPLACEMENT, OR REFUND OF THE PURCHASE PRICE PAID, AT TRENDNET'S OPTION. THIS DISCLAIMER OF LIABILITY FOR DAMAGES WILL NOT BE AFFECTED IF ANY REMEDY PROVIDED HEREIN SHALL FAIL OF ITS ESSENTIAL PURPOSE.

**Governing Law:** This Limited Warranty shall be governed by the laws of the state of California.

Some TRENDnet products include software code written by third party developers. These codes are subject to the GNU General Public License ("GPL") or GNU Lesser General Public License ("LGPL").

Go to <http://www.trendnet.com/gpl> or <http://www.trendnet.com> Download section and look for the desired TRENDnet product to access to the GPL Code or LGPL Code. These codes are distributed WITHOUT WARRANTY and are subject to the copyrights of the developers. TRENDnet does not provide technical support for these codes. Please go to <http://www.gnu.org/licenses/gpl.txt> or <http://www.gnu.org/licenses/lgpl.txt> for specific terms of each license.

PWP05202009v2



# Declaration of Conformity



## Company Information:

Company Name:

TRENDnet, Inc.

Company Address:

20675 Manhattan Place

Torrance, CA 90501

USA

## Product Information:

Product Description:

12-Meter USB 2.0 Extension Cable

Model Number:

TU2-EX12

Brand name:

TRENDnet



## Technical Standards:

EN 55022 : 2006 + A1 : 2007 (Class B)

EN 61000-3-2 : 2006

EN 61000-3-3 : 2008

EN 55024 : 1998 + A1 : 2001 + A2 : 2003

## Declaration:

*The product is herewith confirmed to comply with the requirements of Directive 2004/108/EC of the Council (European Parliament) on the EMC directive.*

*I hereby declare that the products and devices mentioned above are consistent with the standards and provisions of the guidelines.*

Sonny Su

Full Name

February 17, 2011

Date

Director of Technology

Position / Title

Signature

## Certifications

This equipment has been tested and found to comply with FCC and CE Rules.

Operation is subject to the following two conditions:

- (1) This device may not cause harmful interference.
- (2) This device must accept any interference received. Including interference that may cause undesired operation.



Waste electrical and electronic products must not be disposed of with household waste. Please recycle where facilities exist. Check with you Local Authority or Retailer for recycling advice.



**NOTE:** THE MANUFACTURER IS NOT RESPONSIBLE FOR ANY RADIO OR TV INTERFERENCE CAUSED BY UNAUTHORIZED MODIFICATIONS TO THIS EQUIPMENT. SUCH MODIFICATIONS COULD VOID THE USER'S AUTHORITY TO OPERATE THE EQUIPMENT.

### ADVERTENCIA

En todos nuestros equipos se mencionan claramente las características del adaptador de alimentación necesario para su funcionamiento. El uso de un adaptador distinto al mencionado puede producir daños físicos y/o daños al equipo conectado. El adaptador de alimentación debe operar con voltaje y frecuencia de la energía eléctrica domiciliar existente en el país o zona de instalación.



## Product Warranty Registration

Please take a moment to register your product online.  
Go to TRENDnet's website at <http://www.trendnet.com/register>