



Quick Installation Guide



TU2-400E
H/W: V1.0R

Table of Contents

Français	1
1. Avant de propos	1
2. Installation du matériel	2
3. Vérification de l'installation	3
Technical Specifications	5
Troubleshooting	6

1. Avant de propos



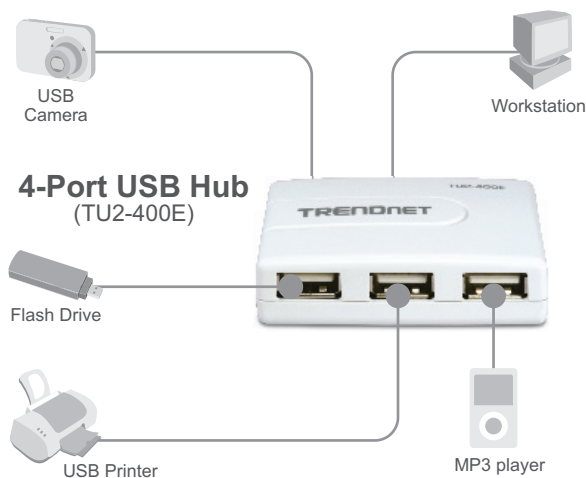
Contenu de l'emballage

- TU2-400E
- Guide d'installation rapide en plusieurs langues
- Cordon USB (de type A vers Mini B)

Système requis

- Port USB: 2.0 ou 1.1
- Microprocesseur: 300 MHz ou supérieur/ 800 MHz ou supérieur (Window Vista)
- Mémoire: 256 MB au moins / 512 MB au moins (Window Vista)
- Windows 2000/XP(32/64-bit)/Vista(32/64-bit)/Server 2003/Mac OS X 10.1-10.5

Application



2. Installation du matériel

Remarque: Pour profiter du haut débit USB, tous vos périphériques USB doivent être USB 2.0 à haut débit.

1. Allumez votre ordinateur et attendez que le démarrage ce termine.



2. Branchez le câble USB fourni au Hub USB et au port USB de votre ordinateur.



3. Branchez le peripherique USB à un port USB disponible.



L'installation est maintenant complète.

Enregistrez votre produit

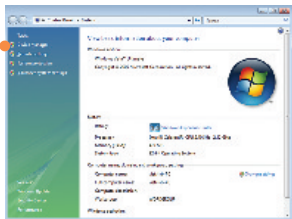
Afin d'être sûr de recevoir le meilleur niveau de service clientèle et le meilleur support possibles, veuillez prendre le temps d'enregistrer votre produit en ligne sur:

www.trendnet.com/register

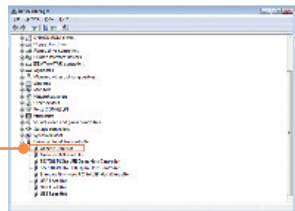
Nous vous remercions d'avoir choisi Trendnet

Windows Vista

1. Faites un clic droit sur **Poste de travail** et cliquez sur **Propriétés**. Cliquez sur **Gestionnaire de périphériques**.

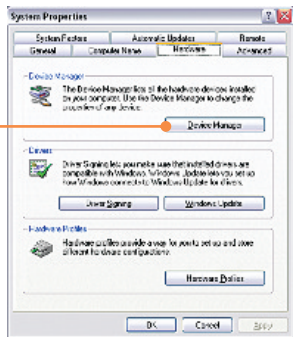


2. Ouvrez "Universal Serial Bus controllers" (Contrôleurs de BUS USB) et vérifiez que **Generic USB Hub** (Concentrateur USB générique) est installé.

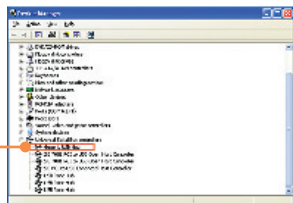


Windows 2000/XP

1. Faites un clic droit sur **Poste de travail** et cliquez sur **Propriétés**. Sous l'onglet **Matériel**, cliquez sur **Gestionnaire de périphériques**.



2. Ouvrez "Universal Serial Bus controllers" (Contrôleurs de BUS USB) et vérifiez que **Generic USB Hub** (Concentrateur USB générique) est installé.



Ports	1 x Upstream port (Mini-USB) 4 x Downstream (Type A)
Standards	USB 1.1/2.0
Operating Systems	Windows 2000/XP(32/64 bits)/Vista(32/64 bits)/ Server 2003/Mac OS X10.1~10.5
Data Rate	High Speed : 480Mbps Full Speed : 12Mbps Low Speed : 1.5Mbps
Power	Bus Powered
Power Consumption	500mA(max) per port
Max Devices Supported	127
Dimensions	105 x 30 x 19.5 mm (8.2 x 1.2 x 0.7 in.)
Weight	120g
Operating Temperature	10°C ~ 40°C (50°F ~ 104°F)
Storage Temperature	-10°C ~ 80°C (32°F ~ 104°F)
Humidity	5% ~ 90%, non-condensing
Certifications	FCC and CE

Q1: Can I connect or disconnect the USB cable while the computer is on?

A1: Yes, you can connect or disconnect the USB cable, or any external USB device while the computer is on because the USB interface is Plug-and-Play and hot-pluggable.

Q2: I have a USB 1.1 cable. Can it work with USB 2.0 devices?

A2: Yes, it works but it may cause problems for connecting high-speed USB 2.0 external peripherals. Therefore it is recommended that you use certified USB 2.0 cable.

Q3: After successful installation of the TU2-400E USB 2.0 Hub, I connected my external USB device to the USB port, but it doesn't seem to work. What should I do?

A3: If you have an external AC power adapter that came with the external USB device, connect the AC power adapter to the device and power on the device. Also make sure that you have installed the correct driver for your external USB device in Windows.

If you still encounter problems or have any questions regarding the **TU2-400E**, please contact TRENDnet's Technical Support Department.

Limited Warranty

TRENDnet warrants its products against defects in material and workmanship, under normal use and service, for the following lengths of time from the date of purchase.

TU2-400E - 2 Year Warranty

If a product does not operate as warranted above during the applicable warranty period, TRENDnet shall, at its option and expense, repair the defective product or deliver to customer an equivalent product to replace the defective item. All products that are replaced will become the property of TRENDnet. Replacement products may be new or reconditioned.

TRENDnet shall not be responsible for any software, firmware, information, or memory data of customer contained in, stored on, or integrated with any products returned to TRENDnet pursuant to any warranty.

There are no user serviceable parts inside the product. Do not remove or attempt to service the product through any unauthorized service center. This warranty is voided if (i) the product has been modified or repaired by any unauthorized service center, (ii) the product was subject to accident, abuse, or improper use (iii) the product was subject to conditions more severe than those specified in the manual.

Warranty service may be obtained by contacting TRENDnet office within the applicable warranty period for a Return Material Authorization (RMA) number, accompanied by a copy of the dated proof of the purchase. Products returned to TRENDnet must be pre-authorized by TRENDnet with RMA number marked on the outside of the package, and sent prepaid,

WARRANTIES EXCLUSIVE: IF THE TRENDNET PRODUCT DOES NOT OPERATE AS WARRANTED ABOVE, THE CUSTOMER'S SOLE REMEDY SHALL BE, AT TRENDNET'S OPTION, REPAIR OR REPLACEMENT. THE FOREGOING WARRANTIES AND REMEDIES ARE EXCLUSIVE AND ARE IN LIEU OF ALL OTHER WARRANTIES, EXPRESSED OR IMPLIED, EITHER IN FACT OR BY OPERATION OF LAW, STATUTORY OR OTHERWISE, INCLUDING WARRANTIES OF MERCHANTABILITY AND FITNESS FOR A PARTICULAR PURPOSE. TRENDNET NEITHER ASSUMES NOR AUTHORIZES ANY OTHER PERSON TO ASSUME FOR IT ANY OTHER LIABILITY IN CONNECTION WITH THE SALE, INSTALLATION, MAINTENANCE OR USE OF TRENDNET'S PRODUCTS.

TRENDNET SHALL NOT BE LIABLE UNDER THIS WARRANTY IF ITS TESTING AND EXAMINATION DISCLOSE THAT THE ALLEGED DEFECT IN THE PRODUCT DOES NOT EXIST OR WAS CAUSED BY CUSTOMER'S OR ANY THIRD PERSON'S MISUSE, NEGLIGENCE, IMPROPER INSTALLATION OR TESTING, UNAUTHORIZED ATTEMPTS TO REPAIR OR MODIFY, OR ANY OTHER CAUSE BEYOND THE RANGE OF THE INTENDED USE, OR BY ACCIDENT, FIRE, LIGHTNING, OR OTHER HAZARD.

LIMITATION OF LIABILITY: TO THE FULL EXTENT ALLOWED BY LAW TRENDNET ALSO EXCLUDES FOR ITSELF AND ITS SUPPLIERS ANY LIABILITY, WHETHER BASED IN CONTRACT OR TORT (INCLUDING NEGLIGENCE), FOR INCIDENTAL, CONSEQUENTIAL, INDIRECT, SPECIAL, OR PUNITIVE DAMAGES OF ANY KIND, OR FOR LOSS OF REVENUE OR PROFITS, LOSS OF BUSINESS, LOSS OF INFORMATION OR DATA, OR OTHER FINANCIAL LOSS ARISING OUT OF OR IN CONNECTION WITH THE SALE, INSTALLATION, MAINTENANCE, USE, PERFORMANCE, FAILURE, OR INTERRUPTION OF THE POSSIBILITY OF SUCH DAMAGES, AND LIMITS ITS LIABILITY TO REPAIR, REPLACEMENT, OR REFUND OF THE PURCHASE PRICE PAID, AT TRENDNET'S OPTION. THIS DISCLAIMER OF LIABILITY FOR DAMAGES WILL NOT BE AFFECTED IF ANY REMEDY PROVIDED HEREIN SHALL FAIL OF ITS ESSENTIAL PURPOSE.

Governing Law: This Limited Warranty shall be governed by the laws of the state of California.

Note: AC/DC Power Adapter, Cooling Fan, Cables and Power Supply carry 1-Year Warranty

Certifications

This equipment has been tested and found to comply with FCC and CE Rules.

Operation is subject to the following two conditions:

- (1) This device may not cause harmful interference.
- (2) This device must accept any interference received. Including interference that may cause undesired operation.



Waste electrical and electronic products must not be disposed of with household waste. Please recycle where facilities exist. Check with you Local Authority or Retailer for recycling advice.



NOTE: THE MANUFACTURER IS NOT RESPONSIBLE FOR ANY RADIO OR TV INTERFERENCE CAUSED BY UNAUTHORIZED MODIFICATIONS TO THIS EQUIPMENT. SUCH MODIFICATIONS COULD VOID THE USER'S AUTHORITY TO OPERATE THE EQUIPMENT.

ADVERTENCIA

En todos nuestros equipos se mencionan claramente las características del adaptador de alimentación necesario para su funcionamiento. El uso de un adaptador distinto al mencionado puede producir daños físicos y/o daños al equipo conectado. El adaptador de alimentación debe operar con voltaje y frecuencia de la energía eléctrica domiciliar existente en el país o zona de instalación.



TRENDnet[®]

Product Warranty Registration

Please take a moment to register your product online.
Go to TRENDnet's website at <http://www.trendnet.com/register>

TRENDnet[®]

20675 Manhattan Place
Torrance, CA 90501
USA