



Quick Installation Guide

5-Port Gigabit PoE+ Switch

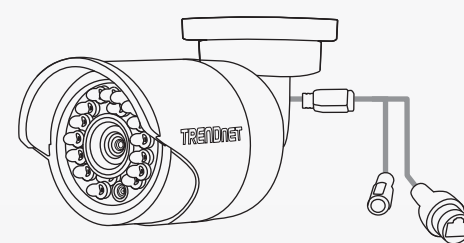
TPE-TG52

8-Port Gigabit PoE+ Switch

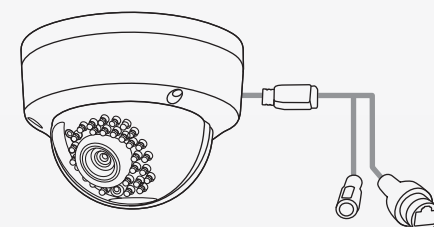
TPE-TG83

8-Port Gigabit PoE+ Switch

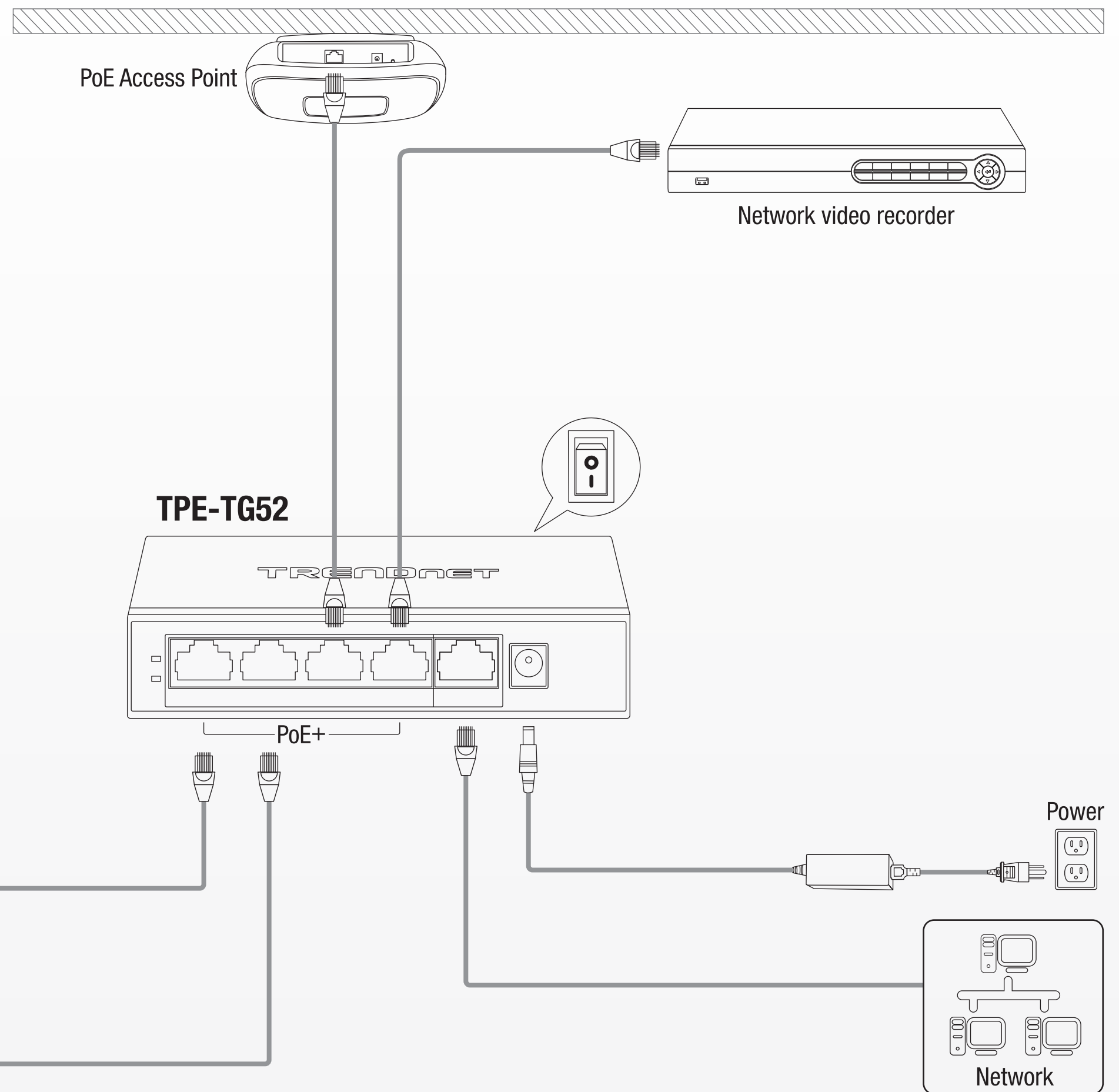
TPE-TG84



PoE Camera



PoE Camera



LED Indicators

LED	Status	Behavior
LNK/ACT	Amber	10/100Mbps
	Green	1Gbps
	Blinking	Data Transmitting
	Off	No Link
PoE	Solid Green	Power Delivery on
	Off	No Power Delivery
PWR	Solid Green	Switch is Powered
PoE Max / PoE ALERT	Solid Green	Power Over Ethernet Budget Maxed

Note: The switch may be different than the one shown in the examples.

Declaration of Conformity

TRENDnet®

Manufacturer's Name and Address

TRENDnet, Inc.
20675 Manhattan Place
Torrance, CA 90501 USA

Zwolsestraat 156 2587 WB
The Hague The Netherlands



Product Information:

Model Number: TPE-TG52 / TPE-TG83 / TPE-TG84

Product Name: 5-Port Gigabit PoE+ Switch
8-Port Gigabit PoE+ Switch
8-Port Gigabit PoE+ Switch

Trade Name: TRENDnet

TRENDnet hereby declares that the product is in compliance with the essential requirements and other relevant provisions under our sole responsibility.

Safety EN 62368-1:2014+A11:2017

EMC EN 55032:2015+A11:2020
EN 61000-3-2:2019
EN 61000-3-3:2013+A1:2019
EN 55035:2017+A11:2020

This product is herewith confirmed to comply with the Directives.

Directives: EMC Directive 2014/30/EU
RoHS 3 Directive 2015/863/EU
RoHS Directive 2011/65/EU
WEEE Directive 2012/19/EU
REACH Regulation (EC) No. 1907/2006
Low Voltage Directive 2014/35/EU

Person responsible for this declaration.

Place of Issue: Torrance, California, USA

Date: September 09, 2021

Title: VP of Technology

Name: Sonny Su

Signature: _____



Déclaration de conformité

TRENDnet®

Nom et adresse du fabricant

TRENDnet, Inc.
20675 Manhattan Place
Torrance, CA 90501 USA

Zwolsestraat 156 2587 WB
The Hague The Netherlands



Détails du produit

Modèle: TPE-TG52 / TPE-TG83 / TPE-TG84

Nom du produit: Switch PoE+ Gigabit à 5 ports
Switch PoE+ Gigabit à 8 ports
Switch PoE+ Gigabit à 8 ports

Nom Commercial: TRENDnet

TRENDnet déclare par la présente que le produit est conforme aux exigences essentielles et aux autres dispositions pertinentes de la Directive en vertu de notre seule responsabilité.

Sécurité EN 62368-1:2014+A11:2017

CEM EN 55032:2015+A11:2020
EN 61000-3-2:2019
EN 61000-3-3:2013+A1:2019
EN 55035:2017+A11:2020

Ce produit est conforme à la directives suivante.

Directives: Directive CEM 2014/30/UE
Directive 2015/863/UE (RoHS 3)
Directive RoHS 2011/65/UE
Directive WEEE 2012/19/UE
REACH Règlement (CE) N° 1907/2006
Directive Basse Tension 2014/35/UE

Personne responsable de cette déclaration.

Lieu de délivrance: Torrance, California, USA

Date: 09 septembre, 2021

Position: Vice-président de Technologie

Nom: Sonny Su

Signature: _____



Declaration of Conformity

TRENDnet®

Manufacturer's Name and Address

TRENDnet, Inc.
20675 Manhattan Place
Torrance, CA 90501 USA

Authorized Representative:
Office: +44 (0) 1635 887 399
Unit 4 Rivermead Business Park,
Pipers Way, Thatcham, RG19 4EP England



Product Information:

Model Number: TPE-TG52 / TPE-TG83 / TPE-TG84

Product Name: 5-Port Gigabit PoE+ Switch
8-Port Gigabit PoE+ Switch
8-Port Gigabit PoE+ Switch

Trade Name: TRENDnet

TRENDnet hereby declares that the product is in compliance with the essential requirements and other relevant provisions under our sole responsibility.

Safety EN 62368-1:2014+A11:2017

EMC BS EN 55032:2015+A11:2020
BS EN 61000-3-2:2019
BS EN 61000-3-3:2013+A1:2019
BS EN 55035:2017+A11:2020

This product is herewith confirmed to comply with the Directives.

Directives: Electromagnetic Compatibility Regulations 2016
The Restriction of the Use of Certain Hazardous Substances in Electrical and Electronic Equipment Regulations 2012
The Waste Electrical and Electronic Equipment Regulations 2013 (as amended)
The REACH Enforcement Regulations 2008 (as amended)
Electrical Equipment (Safety) Regulations 2016

Person responsible for this declaration.

Place of Issue: Torrance, California, USA

Date: September 09, 2021

Title: VP of Technology

Name: Sonny Su

Signature: _____



Limited Warranty

TRENDnet warrants its products against defects in material and workmanship, under normal use and service. Specific warranty periods are listed on each of the respective product pages on the TRENDnet website.

Garantie Limitée

TRENDnet garantit ses produits contre les problèmes de matériel ou de fabrication, dans des conditions normales d'utilisation et de service. Les périodes de garanties précises sont mentionnées sur chacun des pages produits du site web de TRENDnet.

Eingeschränkte Garantie

TRENDnet gewährt eine Garantie für seine Produkte im Falle von Material- und Bearbeitungsdefekten, bei normaler Verwendung und Wartung. Spezielle Garantiezeiträume werden auf jeder Produktseite auf der Website von TRENDnet genannt.

Garanzia limitata

TRENDnet garantisce que sus productos carecen de defectos en el material y la fabricación, en condiciones de uso y funcionamiento normales. Los periodos específicos de garantía figuran en cada una de las páginas de producto del sitio web de TRENDnet.

Ограниченная гарантия

Компания TRENDnet предоставляет гарантию на свои изделия от дефектов материалов и сборки при нормальном использовании и обслуживании. Конкретные гарантийные сроки указаны на странице каждого продукта на сайте компании TRENDnet.

Garantia Limitada

A TRENDnet garante seus produtos contra defeitos de material e mão de obra sob condições normais de uso e serviço. Os períodos de garantia específicos estão listados em cada uma das páginas dos respectivos produtos no site da TRENDnet.

Piiratud garantii

TRENDneti garantii hõlmab materjali- ja koostamisdefekte, mis ilmnevad toote tavapärasel kasutamisel. Garantiiaja täpne pikkus konkreetsed toote puhul on leitav TRENDneti kodulehel vastava toote infolehel.

Garanzia limitata

TRENDnet garantisce i propri prodotti da difetti di materiali e manodopera, in condizioni di normale uso ed esercizio. I periodi di garanzia specifici sono elencati sulle rispettive pagine di prodotto sul sito TRENDnet.

Wall-mounted instructions

The Unit has two wall-mount slots on its bottom panel. Before you begin, make sure you have two screws that indicate a diameter measurement of 0.1377 inches (4.0mm).

- (1) Determine where you want to mount the switch.
 - (2) Drill two holes into the wall. Make sure adjacent holes are 4.51 inches (114 mm) apart.
 - (3) Maneuver the switch so the wall-mount slots line up with the two screws.
 - (4) Place the wall-mount slots over the screws and slide the switch down until the screws fit snugly into the wall-mount slots.
 - (5) Screw type T3 x 15mm x 2
- The equipment power supply cord shall be connected to a socket-outlet with earthing connection.

Certifications

This device complies with Part 15 of the FCC Rules. Operation is subject to the following two conditions:

- (1) This device may not cause harmful interference.
- (2) This device must accept any interference received. Including interference that may cause undesired operation.

Technical Support

If you have any questions regarding the product installation, please contact our Technical Support.
Toll free US/Canada: **1-866-845-3673**
Regional phone numbers available at www.trendnet.com/support

TRENDnet
20675 Manhattan Place
Torrance, CA 90501
USA

Copyright © 2021. All Rights Reserved. TRENDnet.



Waste electrical and electronic products must not be disposed of with household waste. Please recycle where facilities exist. Check with your Local Authority or Retailer for recycling advice.

Applies to PoE Products Only: This product is to be connected only to PoE networks without routing to the outside plant.

Note

The Manufacturer is not responsible for any radio or TV interference caused by unauthorized modifications to this equipment. Such modifications could void the user's authority to operate the equipment.

Advertencia

En todos nuestros equipos se mencionan claramente las características del adaptador de alimentación necesario para su funcionamiento. El uso de un adaptador distinto al mencionado puede producir daños físicos y/o daños al equipo conectado. El adaptador de alimentación debe operar con voltaje y frecuencia de la energía eléctrica domiciliar existente en el país o zona de instalación.

Product Warranty Registration

Please take a moment to register your product online. Go to TRENDnet's website at: www.trendnet.com/register

TPE-TG52 / TPE-TG83 / TPE-TG84 (V1.01) / 09.09.2021