


# TRENDnet®



## Quick Installation Guide

TPE-TG82ES (V2) / TPE-TG182ES (V1) / TPE-TG262ES (V1)

# Table of Contents

---

## **1 English**

1. Before You Start
2. Quick Reference
3. Hardware Installation and Configuration

<https://www.trendnet.com/qig/1065>



# 1. Before You Start

## Package Contents

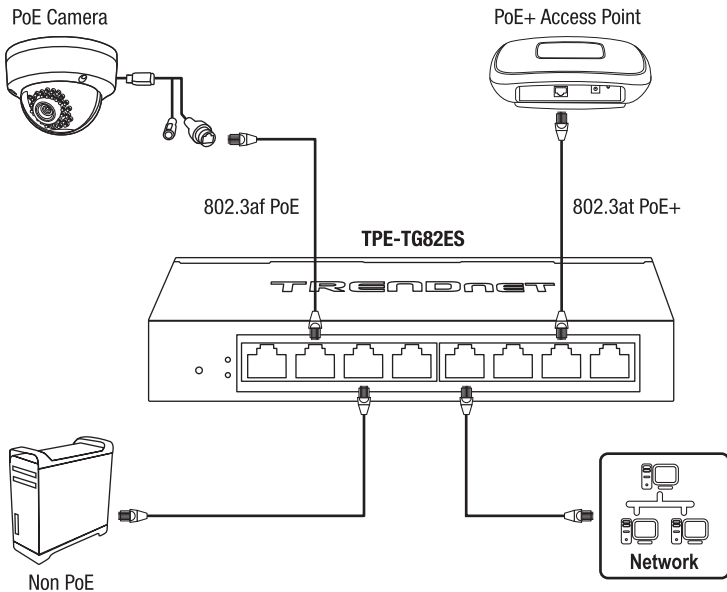
- TPE-TG82ES (V2) / TPE-TG182ES (V1) / TPE-TG262ES (V1)
- Quick Installation Guide
- Power Brick (55V DC, 1.3A) (TPE-TG82ES)
- Power cord

## Minimum Requirements

- Computer with an Ethernet port and web browser
- Network cable

# 2. Quick Reference

**Note:** The switch model may be different than the one shown in the example below.



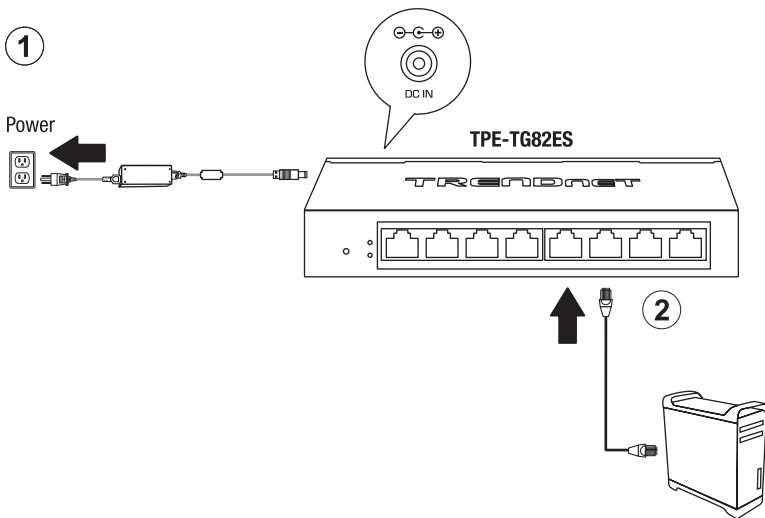
### 3. Hardware Installation and Configuration

ENGLISH

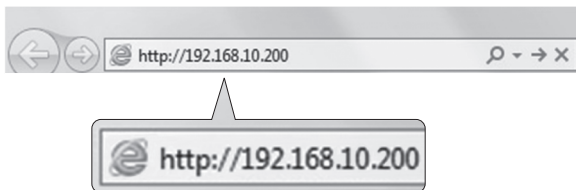
FRAANÇAIS

DEUTSCH

ESPAÑOL



3. Assign a Static IP address to your computer's network adapter in the subnet of 192.168.10.x (e.g. 192.168.10.25) and a subnet mask of 255.255.255.0.
4. Open your web browser, type the IP address of the switch in the address bar, and then press **Enter**. The default IP address is 192.168.10.200.



5. Enter the **User name** and **Password**, and then click **LOGIN**. By default:

User Name: **admin**

Password: **admin**

**Note:** User Name and Password are case sensitive.

6. Click **System** and then click **IPv4 Setup**.

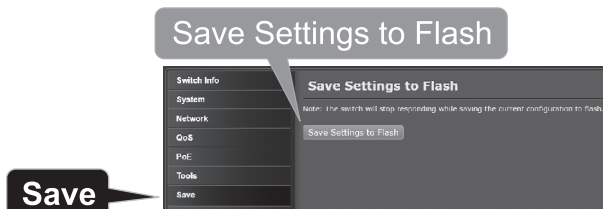
7. Configure the switch to match the requirements of your network. Then click **Apply**.

**Note:** After clicking Apply, you will need to log back into the switch management page using the new IP address.

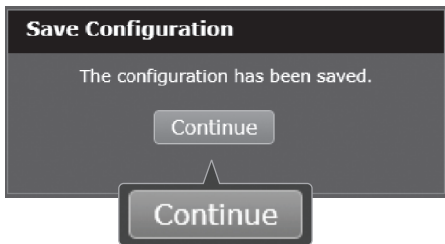
8. Click **OK**.

9. In the left hand panel, click **Save**.

10. Click **Save Settings to Flash** (button).



11. Click **Continue**.



For detailed information regarding **TPE-TG82ES / TPE-TG182ES / TPE-TG262ES** configuration and advanced settings, please refer to the User's Guide on the TRENDnet support page, [www.trendnet.com/support](http://www.trendnet.com/support).

# Declaration of Conformity

TRENDNET<sup>®</sup>

## Manufacturer's Name and Address

TRENDnet, Inc.  
20675 Manhattan Place  
Torrance, CA 90501 USA  
Zwolsestraat 156 2587 WB  
The Hague The Netherlands



## Product Information

**Model Number:** TPE-TG82ES / TPE-TG182ES / TPE-TG262ES  
**Product Name:** 8-Port Gigabit EdgeSmart PoE+ Switch  
18-Port Gigabit PoE+ EdgeSmart Switch  
26-Port Gigabit PoE+ EdgeSmart Switch  
**Trade Name:** TRENDnet

TRENDnet hereby declare that the product is in compliance with the essential requirements and other relevant provisions under our sole responsibility.

**Safety** EN 62368-1:2014+A11:2017  
**EMC** EN 55032:2015+A11:2020  
EN IEC 61000-3-2:2019  
EN 61000-3-3:2013+A1:2019  
EN 55035:2017+A11:2020

This product is herewith confirmed to comply with the Directives.

**Directives:** EMC Directive 2014/30/EU  
RoHS 3 Directive 2015/863/EU  
RoHS Directive 2011/65/EU  
WEEE Directive 2012/19/EU  
REACH Regulation (EC) No. 1907/2006  
Low Voltage Directive 2014/35/EU

Person responsible for this declaration.

Place of Issue: Torrance, California, USA

Date: February 10, 2023

Name: Sonny Su

Title: VP of Technology

Signature:

A handwritten signature in black ink, appearing to read 'Sonny Su', is written over a horizontal line.



# Declaration of Conformity

TRENDNET®

## Manufacturer's Name and Address

TRENDnet, Inc.  
20675 Manhattan Place  
Torrance, CA 90501 USA  
Authorized Representative:  
Office: +44 (0) 1635 887 399  
Unit 4 Rivermead Business Park,  
Pipers Way, Thattham, RG19 4EP England



## Product Information

**Model Number:** TPE-TG82ES / TPE-TG182ES / TPE-TG262ES

**Product Name:** 8-Port Gigabit EdgeSmart PoE+ Switch  
18-Port Gigabit PoE+ EdgeSmart Switch  
26-Port Gigabit PoE+ EdgeSmart Switch

**Trade Name:** TRENDnet

TRENDnet hereby declare that the product is in compliance with the essential requirements and other relevant provisions under our sole responsibility.

**Safety** BS 62368-1:2014+A11:2017

**EMC** BS 55032:2015+A11:2020  
BS IEC 61000-3-2:2019  
BS 61000-3-3:2013+A1:2019  
BS 55035:2017+A11:2020

This product is herewith confirmed to comply with the Directives.

**Directives:** Electromagnetic Compatibility Regulations 2016  
The Restriction of the Use of Certain Hazardous Substances in Electrical and Electronic Equipment Regulations 2012  
The Waste Electrical and Electronic Equipment Regulations 2013 (as amended)  
The REACH Enforcement Regulations 2008 (as amended)  
Electrical Equipment (Safety) Regulations 2016

Person responsible for this declaration.

Place of Issue: Torrance, California, USA

Date: February 10, 2023

Name: Sonny Su

Title: VP of Technology

Signature:

A handwritten signature in black ink, appearing to read 'Sonny Su', is written over a horizontal line.





# TRENDNET®

---

## Certifications

This device complies with Part 15 of the FCC Rules.

Operation is subject to the following two conditions:

- (1) This device may not cause harmful interference.
- (2) This device must accept any interference received.

Including interference that may cause undesired operation.



Waste electrical and electronic products must not be disposed of with household waste. Please recycle where facilities exist. Check with your Local Authority or Retailer for recycling advice.

Applies to PoE Products Only: This product is to be connected only to PoE networks without routing to the outside plant.

## Note

The Manufacturer is not responsible for any radio or TV interference caused by unauthorized modifications to this equipment. Such modifications could void the user's authority to operate the equipment.

## Advertencia

En todos nuestros equipos se mencionan claramente las características del adaptador de alimentación necesario para su funcionamiento. El uso de un adaptador distinto al mencionado puede producir daños físicos y/o daños al equipo conectado. El adaptador de alimentación debe operar con voltaje y frecuencia de la energía eléctrica domiciliar existente en el país o zona de instalación.

## Technical Support

If you have any questions regarding the product installation, please contact our Technical Support.

Toll free US/Canada: **1-866-845-3673**

Regional phone numbers available at [www.trendnet.com/support](http://www.trendnet.com/support)

## TRENDnet

20675 Manhattan Place  
Torrance, CA 90501  
USA

## Product Warranty Registration

Please take a moment to register your product online. Go to TRENDnet's website at: [www.trendnet.com/register](http://www.trendnet.com/register)