


TRENDnet®



Quick Installation Guide

TPE-5048WS (V1)

Table of Contents

1 English

1. Before You Start
2. Hardware Installation and Configuration

1. Before You Start

Package Contents

- TPE-5048WS
- Quick Installation Guide
- CD-ROM (Utility and User's Guide)
- Power cord (1.8m / 6 ft.)
- Rack mount kit

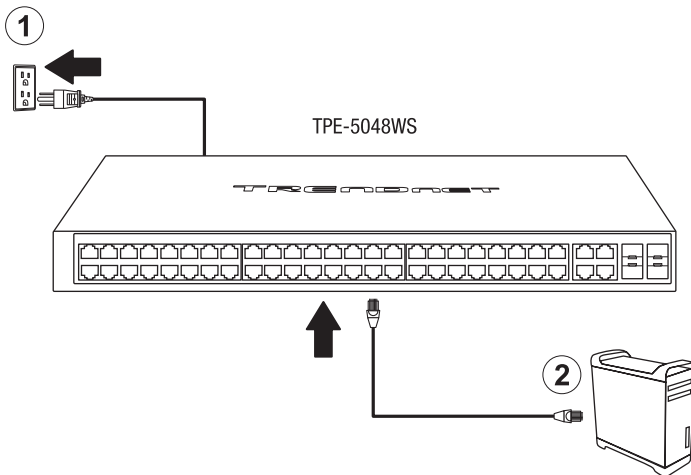
Minimum Requirements

- Computer with an Ethernet port and web browser
- Network cable

Optional Equipment

- EIA standard 19" rack
- Mini-GBIC modules (e.g. TEG-MGBSX, TEG-MGBS10, TEG-MGBS40, TEG-MGBS80)

2. Hardware Installation and Configuration



3. Assign a Static IP address to your computer's network adapter in the subnet of 192.168.10.x (e.g. 192.168.10.25) and a subnet mask of 255.255.255.0.
4. Open your web browser, type the IP address of the switch in the address bar, and then press **Enter**. The default IP address is 192.168.10.200.



5. Enter the **User name** and **Password**, and then click **Login**. By default:

User Name: **admin**

Password: **admin**

Note: User Name and Password are case sensitive.

6. Click **System** and then click **IPv4 Setup**.

7. Configure the switch to match the requirements of your network. Then click **Apply**.

IPv4 Setup	
System MAC Address:	00:01:02:03:04:05
System IP Address:	192 · 168 · 10 · 200
System Subnet Mask:	255 · 255 · 255 · 0
System Default Gateway:	0 · 0 · 0 · 0
System IP Mode:	Static

8. Click **OK**.

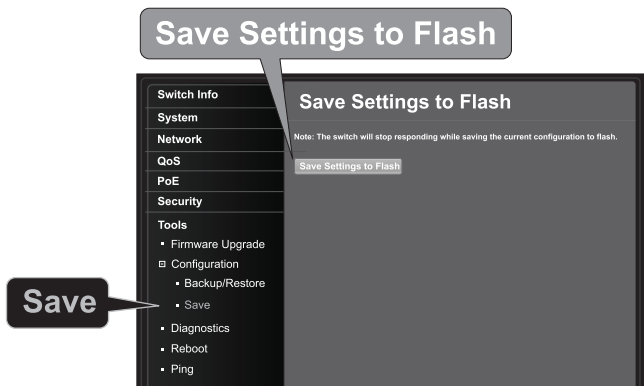
WARNING

The management session will be disconnected. Use new IP address to connect to device.

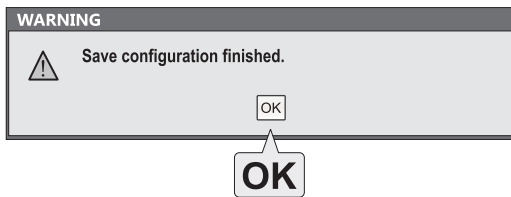
OK OK Cancel

9. In the left hand panel, click **Tools**, click on **Configuration**, and click **Save**.

10. Click **Save Settings to Flash** (button).



11. Click **OK**.



Note:

1. If you would like to easily discover all the Web Management Switches on the network, assign IP Address, change the password, and upgrade new firmware, then install the Web Smart Switch Management Utility. Follow the steps provided on the User's Guide.
2. For detailed information regarding the **TPE-5048WS**'s configuration and advanced settings, please refer to the User's Guide on the provided CD-ROM.

Declaration of Conformity

TRENDnet[®]

Manufacturer's Name and Address

TRENDnet, Inc.
20675 Manhattan Place
Torrance, CA 90501 USA

Zwolsestraat 156 2587 WB
The Hague The Netherlands



Product Information:

Model Number: TPE-5048WS
Product Name: 52-Port Gigabit Web Smart PoE+ Switch
Trade Name: TRENDnet

TRENDnet hereby declare that the product is in compliance with the essential requirements and other relevant provisions under our sole responsibility.

Safety EN 60950-1:2006+A11:2009+A1:2010+A12:2011+A2:2013

EMC EN 55032:2012+AC: 2013 (CISPR32:2012) (Class A)
EN 61000-3-2:2014
EN 61000-3-3:2013
EN 55024:2010
AS/NZS CISPR 32:2013

This product is herewith confirmed to comply with the Directives

Directives

EMC Directive 2014/30/EU
RoHS Directive 2011/65/EU
WEEE Directive 2012/19/EU
REACH Regulation (EU) No. 1907/2006
Low Voltage Directive 2014/35/EU

Person responsible for this declaration.

Place of Issue: Torrance, California, USA

Date: July 24, 2017

Name: Sonny Su

Title: Director of Technology

Signature:

A handwritten signature in black ink, appearing to read 'Sonny Su', is written over a horizontal line.



TRENDnet[®]

Certifications

This device complies with Part 15 of the FCC Rules.

Operation is subject to the following two conditions:

- (1) This device may not cause harmful interference.
- (2) This device must accept any interference received.

Including interference that may cause undesired operation.



Waste electrical and electronic products must not be disposed of with household waste. Please recycle where facilities exist. Check with your Local Authority or Retailer for recycling advice.

Applies to PoE Products Only: This product is to be connected only to PoE networks without routing to the outside plant.

Note

The Manufacturer is not responsible for any radio or TV interference caused by unauthorized modifications to this equipment. Such modifications could void the user's authority to operate the equipment.

Advertencia

En todos nuestros equipos se mencionan claramente las características del adaptador de alimentación necesario para su funcionamiento. El uso de un adaptador distinto al mencionado puede producir daños físicos y/o daños al equipo conectado. El adaptador de alimentación debe operar con voltaje y frecuencia de la energía eléctrica domiciliar existente en el país o zona de instalación.

Technical Support

If you have any questions regarding the product installation, please contact our Technical Support.

Toll free US/Canada: **1-866-845-3673**

Regional phone numbers available at www.trendnet.com/support

TRENDnet

20675 Manhattan Place
Torrance, CA 90501
USA

Product Warranty Registration

Please take a moment to register your product online. Go to TRENDnet's website at: www.trendnet.com/register