



Quick Installation Guide



TK-407K

Table of Contents

Deutsch	1
1. Bevor Sie anfangen	1
2. Installation	2
3. Bedienung	4
Troubleshooting	5

1. Bevor Sie anfangen



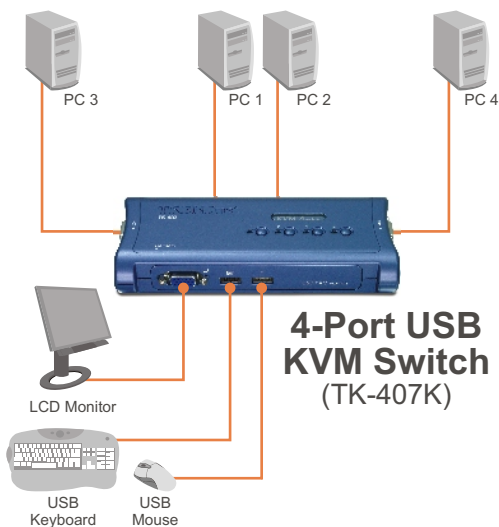
Packungsinhalt

- TK-407
- Anleitung zur Schnellinstallation
- Programm-CD
- 4 Sätze USB-KVM-Kabel

Systemanforderungen

- USB-A Tastatur
- USB-A Maus
- VGA- oder SVGA-kompatibler Monitor
- Windows 98SE/ME/2000/XP/2003, Linux oder Mac OS

Anwendung



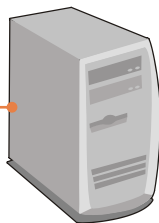
2. Installation

1. Schalten Sie beide Computer und die Peripheriegeräte aus und trennen Sie alle Stromversorgungskabel ab.

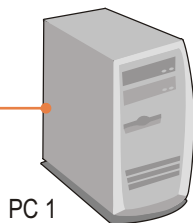


2. Verbinden Sie die gemeinsam genutzte Tastatur, den Monitor und die Maus mit dem Konsolen-Port des KVM-Umschalters.

3. Verbinden Sie Ihren PC über die mitgelieferten KVM-Kabel mit Ihrem KVM-Umschalter.



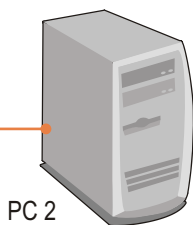
4. Schalten Sie den ersten Computer **EIN** und warten Sie, bis der Systemstart abgeschlossen ist.



5. Drücken Sie die Taste auf der Vorderseite des KVM-Umschalters, um zum zweiten Computer zu wechseln. (Optional)



6. Schalten Sie den zweiten Computer **EIN** und warten Sie, bis der Systemstart abgeschlossen ist.



Ihre Installation ist beendet!

3. Bedienung

Hinweis: Zum Umschalten zwischen den PCs können Sie die Tasten auf der Vorderseite des KVM-Umschalters, eine Tastenkombination auf der Tastatur oder das Umschaltprogramm (nur mit Windows) verwenden. Weitere Informationen zum Umschaltprogramm finden Sie in der Bedienungsanleitung auf der CD.

Tasten auf der Vorderseite des Umschalters

Drücken Sie auf die entsprechende Taste auf der Vorderseite, um den gewünschten PC auszuwählen.



Tastenkombination

Sobald Sie die ScrLk-Taste (ROLLEN-Taste) gedrückt haben, müssen Sie die Taste innerhalb von 2 Sekunden nochmals drücken. Wenn Sie innerhalb von 2 Sekunden keine Taste drücken, wird die Tastenkombination nicht wirksam.

Allgemeine Tastenkombination

Befehl	Tastenkombination	Beschreibung
PC auswählen	ScrLk + ScrLk	Wählt den aktiven PC-Kanal aus: PC-Kanal 1 oder PC-Kanal 2.

Q1: Where is the power supply? I did not find one in the box.

A1: The TK-407K does not require a power supply. It draws power from your computer's USB connection. As long as your KVM switch is connected to the USB port, it will receive the necessary power to function.

Q2: I have the KVM switch connected properly, but my keyboard and mouse don't work.

A2: First, make sure your computer's USB port is working properly by testing it with your other USB devices. Second, once you confirm that the computer's USB port is functional, please reboot all computers, and try to use the KVM switch again. Third, if your computer is running Windows 98SE, you may need to download and install the USB hot fix. Please go to this link for download and installation instructions: <http://support.microsoft.com/kb/q240075>. Once the hot fix is installed, follow the installation instructions in Section 2.

Q3: Can I connect and disconnect the USB cables while the computers are turned on?

A3: Yes, you can connect or disconnect the USB cables while the computers are turned on because the USB interface is Plug-and-Play and Hot-Pluggable.

Q4: Will the KVM switch remember the keyboard settings between computers?

A4: Yes, the KVM switch will remember the keyboard settings when switching between your computers. (i.e.: Cap lock, Num key, etc.)

Q5: How do I switch from one computer to another with the KVM switch?

A5: PC User: Push Buttons, Hot-Key Commands or Client Switching Software

Mac User: Push Buttons

Linux User: Universal Hot-Key Commands

If you still encounter problems or have any questions regarding the TK-407K, please contact TRENDnet's Technical Support Department.

Certifications

This equipment has been tested and found to comply with FCC and CE Rules. Operation is subject to the following two conditions:

(1) This device may not cause harmful interference.

(2) This device must accept any interference received.

Including interference that may cause undesired operation.



Waste electrical and electronic products must not be disposed of with household waste. Please recycle where facilities exist. Check with your Local Authority or Retailer for recycling advice.



NOTE: THE MANUFACTURER IS NOT RESPONSIBLE FOR ANY RADIO OR TV INTERFERENCE CAUSED BY UNAUTHORIZED MODIFICATIONS TO THIS EQUIPMENT. SUCH MODIFICATIONS COULD VOID THE USER'S AUTHORITY TO OPERATE THE EQUIPMENT.

Limited Warranty

TRENDnet warrants its products against defects in material and workmanship, under normal use and service, for the following lengths of time from the date of purchase.

TK-407K - 2 Years Warranty

If a product does not operate as warranted above during the applicable warranty period, TRENDnet shall, at its option and expense, repair the defective product or part, deliver to customer an equivalent product or part to replace the defective item, or refund to customer the purchase price paid for the defective product. All products that are replaced will become the property of TRENDnet. Replacement products may be new or reconditioned.

TRENDnet shall not be responsible for any software, firmware, information, or memory data of customer contained in, stored on, or integrated with any products returned to TRENDnet pursuant to any warranty.

There are no user serviceable parts inside the product. Do not remove or attempt to service the product by any unauthorized service center. This warranty is voided if (i) the product has been modified or repaired by any unauthorized service center, (ii) the product was subject to accident, abuse, or improper use (iii) the product was subject to conditions more severe than those specified in the manual.

Warranty service may be obtained by contacting TRENDnet office within the applicable warranty period for a Return Material Authorization (RMA) number, accompanied by a copy of the dated proof of the purchase. Products returned to TRENDnet must be pre-authorized by TRENDnet with RMA number marked on the outside of the package, and sent prepaid, insured and packaged appropriately for safe shipment.

WARRANTIES EXCLUSIVE: IF THE TRENDnet PRODUCT DOES NOT OPERATE AS WARRANTED ABOVE, THE CUSTOMER'S SOLE REMEDY SHALL BE, AT TRENDnet'S OPTION, REPAIR OR REPLACEMENT. THE FOREGOING WARRANTIES AND REMEDIES ARE EXCLUSIVE AND ARE IN LIEU OF ALL OTHER WARRANTIES, EXPRESSED OR IMPLIED, EITHER IN FACT OR BY OPERATION OF LAW, STATUTORY OR OTHERWISE, INCLUDING WARRANTIES OF MERCHANTABILITY AND FITNESS FOR A PARTICULAR PURPOSE. TRENDnet NEITHER ASSUMES NOR AUTHORIZES ANY OTHER PERSON TO ASSUME FOR IT ANY OTHER LIABILITY IN CONNECTION WITH THE SALE, INSTALLATION MAINTENANCE OR USE OF TRENDnet'S PRODUCTS.

TRENDnet SHALL NOT BE LIABLE UNDER THIS WARRANTY IF ITS TESTING AND EXAMINATION DISCLOSE THAT THE ALLEGED DEFECT IN THE PRODUCT DOES NOT EXIST OR WAS CAUSED BY CUSTOMER'S OR ANY THIRD PERSON'S MISUSE, NEGLIGENCE, IMPROPER INSTALLATION OR TESTING, UNAUTHORIZED ATTEMPTS TO REPAIR OR MODIFY, OR ANY OTHER CAUSE BEYOND THE RANGE OF THE INTENDED USE, OR BY ACCIDENT, FIRE, LIGHTNING, OR OTHER HAZARD.

LIMITATION OF LIABILITY: TO THE FULL EXTENT ALLOWED BY LAW TRENDnet ALSO EXCLUDES FOR ITSELF AND ITS SUPPLIERS ANY LIABILITY, WHETHER BASED IN CONTRACT OR TORT (INCLUDING NEGLIGENCE), FOR INCIDENTAL, CONSEQUENTIAL, INDIRECT, SPECIAL, OR PUNITIVE DAMAGES OF ANY KIND, OR FOR LOSS OF REVENUE OR PROFITS, LOSS OF BUSINESS, LOSS OF INFORMATION OR DATE, OR OTHER FINANCIAL LOSS ARISING OUT OF OR IN CONNECTION WITH THE SALE, INSTALLATION, MAINTENANCE, USE, PERFORMANCE, FAILURE, OR INTERRUPTION OF THE POSSIBILITY OF SUCH DAMAGES, AND LIMITS ITS LIABILITY TO REPAIR, REPLACEMENT, OR REFUND OF THE PURCHASE PRICE PAID, AT TRENDnet'S OPTION. THIS DISCLAIMER OF LIABILITY FOR DAMAGES WILL NOT BE AFFECTED IF ANY REMEDY PROVIDED HEREIN SHALL FAIL OF ITS ESSENTIAL PURPOSE.

Governing Law: This Limited Warranty shall be governed by the laws of the state of California.

AC/DC Power Adapter, Cooling Fan, and Power Supply carry 1 Year Warranty



TRENDnet Technical Support

US • Canada

Toll Free Telephone: 1(866) 845-3673

24/7 Tech Support



Europe (Germany • France • Italy • Spain • Switzerland • UK)

Toll Free Telephone: +00800 60 76 76 67

English/Espanol - 24/7

Francais/Deutsch - 11am-8pm, Monday - Friday MET

Worldwide

Telephone: +(31) (0) 20 504 05 35

English/Espanol - 24/7

Francais/Deutsch - 11am-8pm, Monday - Friday MET

Product Warranty Registration

Please take a moment to register your product online.

Go to TRENDnet's website at <http://www.trendnet.com>

TRENDnet[®]
3135 Kashiwa Street
Torrance, CA 90505
USA