





USB KVM Switch General Quick Reference Sheet

Command	Hot Keys	Description
Select computer	 + 	Select the next active computer channel

Note:

1. The Hot key sequence ( + ) denotes that you hit the individual key consecutively, one at a time, not simultaneously.
2. Press the Scroll Lock key twice within 2 seconds or the switch will exit hotkey mode.
3. For computer switching, you can use the push button, keyboard hotkey command or the KVM switching utility (Windows/Mac compatible)
4. Please download the utility from TRENDnet website www.trendnet.com/download/ and select the corresponding model.