16-Port Industrial Gigabit L2 Managed DIN-Rail Switch

TI-G160i-M (v1.0R)

- 16 x Gigabit ports
- 32Gbps switching capacity
- Hardened IP30 rated metal housing
- Includes DIN-Rail mounting bracket
- Operating temperature range of -10° – 75° C (14° – 167° F)
- Supports LACP, STP/RSTP, VLAN, and IGMP Snooping
- IEEE 802.1p QoS with queue scheduling support
- Bandwidth control per port
- Redundant power inputs with overload current protection
- Alarm output triggered by power failure
- Power supply sold separately (models: TI-M6024, TI-S12024, TI-S12048, TI-S24048, TI-S15052, TI-S24052)

TRENDnet's 16-Port Industrial Gigabit L2 Managed DIN-Rail Switch, model TI-G160i-M, delivers advanced management features with a 32Gbps switching capacity. Users are able to connect sixteen devices to the switch for high speed gigabit network connections. The switch is equipped with an IP30 rated metal enclosure, designed to withstand a high degree of vibration and shock, while operating within a wide temperature range of -10° – 75° C (14° – 167° F) for industrial environments. Advanced traffic management controls, troubleshooting, and SNMP monitoring support make this a powerful solution for SMB networks.

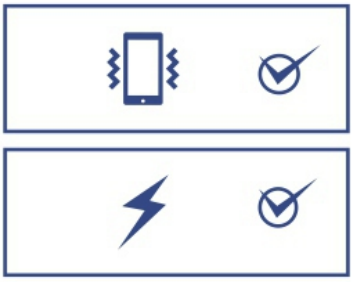

Shock and Vibration Resistant

The industrial layer 2 managed switches are rated for shock (EN 60068-2-27), freefall (EN 60068-2-32), and vibration (EN 60068-2-6).

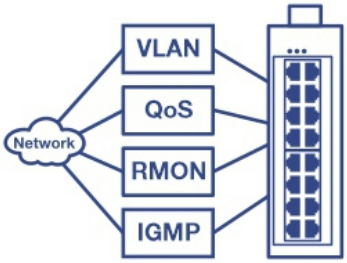

Integration Flexibility

Managed layer 2 features include VLAN, IGMP snooping, QoS, RMON, SNMP trap, and syslog for monitoring and flexible network integration.

Industrial Design

Equipped with an IP30 rated metal enclosure, the industrial layer 2 managed switch operates within a wide temperature range of -10° – 75° C (14° – 167° F)

NETWORKING SOLUTION

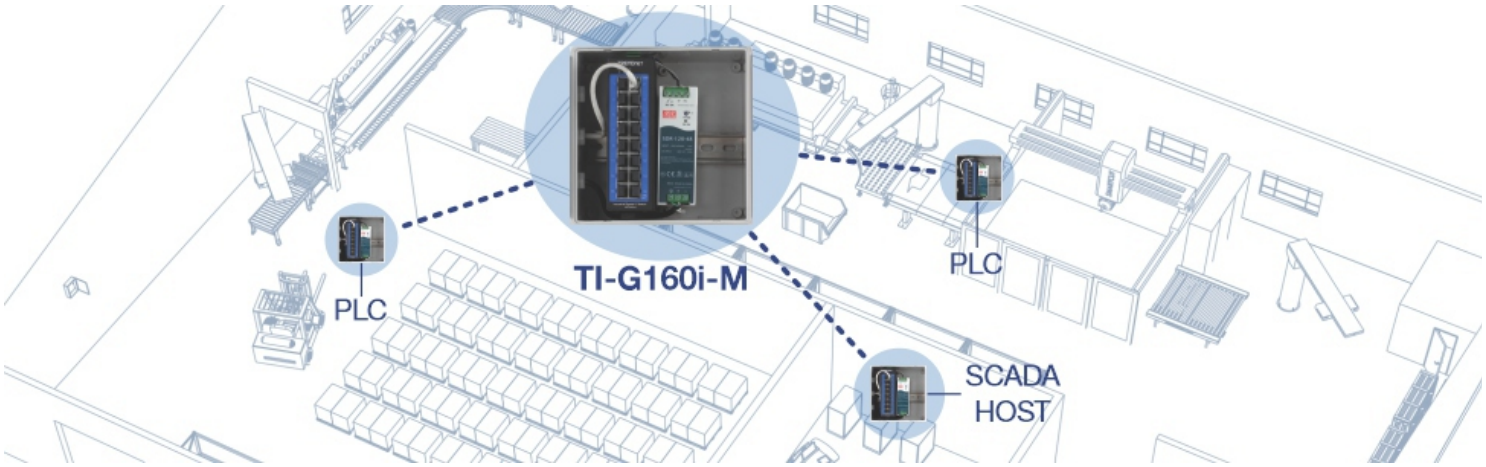

FEATURES

Network Ports
16 Gigabit ports

Monitoring
RMON, SNMP, SNMP Trap, and Port Mirroring support administrator monitoring solutions

Switching Capacity
32Gbps switching capacity

Redundant Power
Redundant power inputs with overload current protection (power supply sold separately: TI-M6024)

DIN-Rail Mount
IP30 rated metal enclosure includes DIN-rail mounting bracket

Access Control
Features such as ACL, MAC/port filtering, 802.1X, and RADIUS are compatible with layered access controls

Wide Temperature Range
Rated for a wide operating temperature range of -10° – 75° C (14° – 167° F)

Alarm Relay
Alarm relay triggered by power failure of primary and/or redundant power

Jumbo Frame
Sends larger packets, or Jumbo Frames (up to 10KB), for increased performance

Layer 2 Management
A broad range of network configurations are supported by: 802.3ad link aggregation, Private VLAN, 802.1Q VLAN, RTSP, Loopback Detection, 802.1p Class of Service (CoS), port bandwidth management, and QoS queue scheduling

Shock and Vibration Resistant
Rated for shock (EN 60068-2-27), freefall (EN 60068-2-32), and vibration (EN 60068-2-6)

Grounding Point
Grounding point protects equipment from external electrical surges

HOUSING DIMENSION (mm)

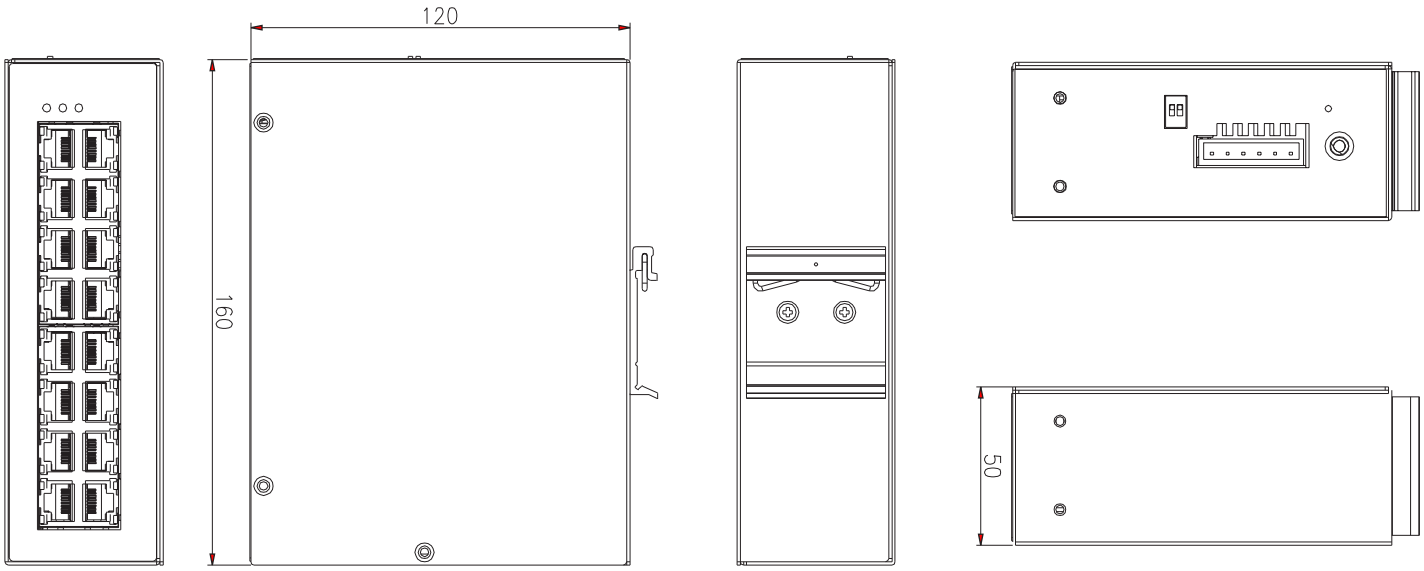

SPECIFICATIONS

Standards
- IEEE 802.1d
- IEEE 802.1p
- IEEE 802.1Q
- IEEE 802.1w
- IEEE 802.1X
- IEEE 802.1ab
- IEEE 802.1ax
- IEEE 802.3u
- IEEE 802.3x
- IEEE 802.3ab
- IEEE 802.3ad
- IEEE 802.3az

Device Interface
- 16 x Gigabit ports
- 6-pin removable terminal block (primary/RPS power inputs & alarm relay output)
- DIP switch (Alarm for Primary/RPS power)
- LED indicators
- Reboot button

Data Transfer Rate
- Ethernet: 10Mbps (half duplex), 20Mbps (full duplex)
- Fast Ethernet: 100Mbps (half duplex), 200Mbps (full duplex)
- Gigabit Ethernet: 2000Mbps (full duplex)

Performance
- Switch fabric: 32Gbps
- RAM buffer: 512KB
- MAC address table: 8K entries
- Jumbo frames: 10KB
- Forwarding mode: store and forward
- Forwarding rate: 23.8Mpps (64-byte packet size)

MIB
- MIB II RFC 1213
- Bridge MIB RFC 1493
- RMON (Group 1,2,3,9) RFC 2819 RFC 1757

Spanning Tree
- IEEE 802.1d STP (spanning tree protocol)
- IEEE 802.1w RSTP (rapid spanning tree protocol)
- BPDU filter, guard, and root guard

Management
- HTTP web based GUI
- CLI: Telnet / SSHv2
- SNMP v1, v2c, v3
- SNMP trap (up to 5 receivers)
- RMON groups 1/2/3/9
- Device configuration backup & restore, upgrade firmware, reboot, and reset to default
- Multiple administrative or read-only user accounts
- Enable or disable power saving mode per port
- Static MAC entries
- Static unicast entries
- LLDP (Link layer discovery protocol)
- Netlite device map
- ONVIF device discovery
- SNTP
- SMTP alert
- Syslog
- Port statistics/utilization
- Traffic monitor
- Port mirror: one to one, many to one
- Storm control: Broadcast, multicast, destination lookup failure (Min. limit: 1pps)
- Loopback detection
- DHCP relay/option 82
- Modbus/TCP
- ERPS (Ethernet Ring Protection Switching) G8032v2

Link Aggregation
- Static link aggregation and 802.1ax/802.3ad dynamic LACP (Up to 8 groups)

Quality of Service (QoS)
- 802.1p Class of service (CoS)
- DSCP (Differentiated Services Code Point)
- Bandwidth control per port
- Queue Scheduling: strict priority (SP), weighted round robin (WRR), weighted fair queuing (WFQ)

VLAN
- 802.1Q tagged VLAN
- MAC-based VLAN
- Port isolation
- Up to 256 VLAN groups, ID range 1-4094

Multicast
- IGMP snooping v1, v2, v3
- IGMP querier
- IGMP fast/immediate leave
- Up to 256 multicast groups
- Static multicast entries

Access Control
- 802.1X authentication (Local user database, RADIUS, guest VLAN assignment)
- DHCP snooping/screening
- Trusted host/IP access list for management access
- Port Security/MAC address learning restriction (Up to 100 entries per port)
- Static/dynamic ARP inspection

ACL
- Source/Destination MAC address
- Source/Destination IP address
- Source Interface
- VLAN ID
- EtherType
- TCP/UDP port 1-65535

Special Features
- Netlite device discovery and map display in GUI
- Port security: MAC address learning restriction per port
- DHCP relay/option 82 & DHCP server snooping/screening support
- Wide operating temperature range
- Dual redundant power inputs
- Alarm relay triggered by power failure
- Surge and ESD protection

Power
- PWR (Primary) terminal input: 12 – 60V DC (TI-S12048 sold separately)
- RPS (Redundant) terminal input: 12 – 60V DC (TI-S12048 sold separately)
- Compatible power supply: TI-M6024 (60W), TI-S12048 (120W), TI-S24048 (240W) sold separately
- Max. Consumption: 12W

Terminal Block

- Redundant power inputs, alarm relay contact, 6 pin
- Wire range: 0.5 mm^2 to 2.5 mm^2
- Solid wire (AWG): 12-26
- Stranded wire (AWG): 12-26
- Wire strip length: 10-11mm

Switch DIP

Switch	Estado	Función
1	OFF	Desactivar el relé de alarma de la entrada de alimentación PWR
	ON	Activar el relé de alarma por fallo de alimentación en la entrada de alimentación PWR
2	OFF	Desactivar el relé de alarma de la entrada de alimentación RPS
	ON	Activar el relé de alarma por fallo de alimentación en la entrada de alimentación RPS

Alarm Relay Output

- Relay outputs with current carrying capacity of 1A, 24V DC
- Short circuit mode when one power source is connected
- Open circuit mode when two power sources are connected

Enclosure

- IP30 rated metal enclosure
- Fanless passive cooling
- DIN-Rail mount
- Grounding Point
- ESD (Ethernet) Protection: 8KV DC
- Surge (Power) Protection: 6KV DC

MTBF

- 1,072,674 hours @ 25° C
- 177,143 hours @ 75° C

Operating Temperature

- -10° – 75° C (14° – 167° F)

Operating Humidity

- Max. 95% non-condensing

Dimensions

- 160 x 120 x 50mm (6.3 x 4.72 x 1.97 in.)

Weight

- 884 g (1.95 lbs.)

Certifications

- CE
- FCC
- Shock (IEC 60068-2-27)
- Freefall (IEC 60068-2-32)
- Vibration (IEC 60068-2-6)

Warranty

- 3 year

Package Contents

- TI-G160i-M
- DIN-Rail mounting bracket
- Quick Installation Guide

All references to speed are for comparison purposes only. Product specifications, size, and shape are subject to change without notice, and actual product appearance may differ from that depicted herein.

20675 Manhattan Place • Torrance • CA 90501 • USA • T: 1-888-326-6061 • F: 1-310-961-5511 • sales@trendnet.com • www.TRENDnet.com

TRENDnet is a registered trademark. Other Brands and product names are trademarks of their respective holders. Information provided in this document pertain to TRENDnet products and is subject to change at any time, without notice. For the most recent product information please visit http://www.trendnet.com. Copyright © TRENDnet. All Rights Reserved.

Updated: 4/15/2022