




TRENDNET[®]



Microsoft Windows Vista Installation Guide

TFM-PCIV92A

1. Microsoft Windows Vista Installation

System Requirements

- Computer with an available PCI slot Version 2.2
- CPU: 800MHz or Above
- Memory: 512MB RAM or above
- Hard Drive Space: 4MB or above

Important! DO NOT install the modem in the computer until instructed to do so.

1. Insert **Driver CD-ROM** into your computer's CD-ROM drive.

2. Click **Run setup.exe**.



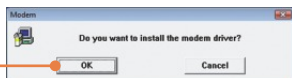
3. Click **Install Modem driver**.



4. Click **Windows Vista**. If you have 32-bit Windows Vista, click Windows Vista under the 32-bit column. If you have 64-bit Windows Vista, click Windows Vista under 64-bit column.



5. Click **OK**.




6. **Shutdown** your computer.

7. Open your computer's case.



8. Insert PCI Card firmly into an available PCI Card slot of desktop PC and then turn **ON** the computer and wait until the Windows desktop appears.



9. Drivers will install automatically

Your installation is now complete.

For detailed information regarding the TFM-PCIV92A configuration and advanced settings, please refer to the User's Guide included on the Utility & Driver CD-ROM or TRENDnet's website at www.trendnet.com



TRENDnet[®]

TRENDnet Technical Support

US • Canada

Toll Free Telephone: 1(866) 845-3673

24/7 Tech Support



Europe (Germany • France • Italy • Spain • Switzerland • UK)

Toll Free Telephone: +00800 60 76 76 67

English/Espanol - 24/7

Francais/Deutsch - 11am-8pm, Monday - Friday MET

Worldwide

Telephone: +(31) (0) 20 504 05 35

English/Espanol - 24/7

Francais/Deutsch - 11am-8pm, Monday - Friday MET

Product Warranty Registration

Please take a moment to register your product online.

Go to TRENDnet's website at <http://www.trendnet.com/register>

TRENDnet[®]

20675 Manhattan Place
Torrance, CA 90501
USA