

Quick Installation Guide



TEW-ASAL1
H/W: V2

Table of Contents

Русский	1
1. Что нужно сделать в самом начале	1
2. Установка оборудования	2
Troubleshooting	5

1. Что нужно сделать в самом начале



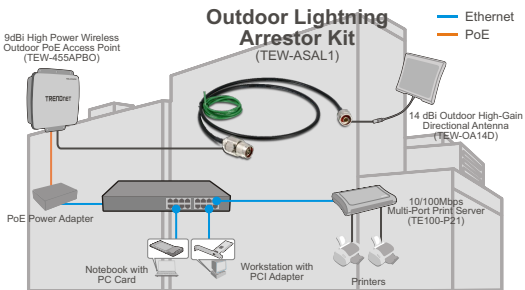
Содержимое упаковки

- TEW-ASAL1
- L-образный кронштейн
- Крепеж
 - 2 шурупа
 - 2 дюбеля (стена / гипсоносная порода)
- Атмосферостойкая лента
- Руководство по быстрой установке

Требования к установке

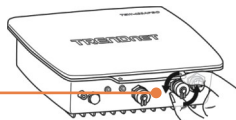
- TEW-455APB0
- TRENDnet Наружная антенна (e.g. TEW-AO08O, TEW-AO09D, TEW-AO10O, TEW-AO12O, TEW-AO14D, TEW-AO19D)
- Крестообразная отвертка
- Дрель

Применение

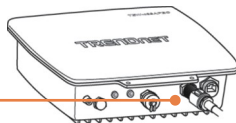


2. Установка оборудования

1. Снимите пылезащитную крышку с разъема «EXT» наружной точки доступа и поверните один конец кабельного разъема TEW-ASAL1.

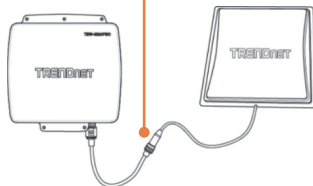


2. Снимите заглушку с немонтируемой стороны TEW-ASAL1 и подключите его к TEW-455APBO.



3. Снимите заглушку с другой стороны TEW-ASAL1.


4. Присоедините один конец TEW-ASAL1 к одной Наружная антенна.



6. Оберните разъемы прилагаемыми водонепроницаемыми лентами.



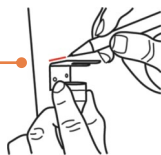
7. Подключите заземляющий проводник к заземляющему объекту. напр. заземляющему стержню, заземленной электрической системе, каркасу здания.



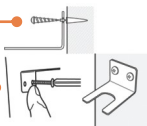
Крепление на стене

Примечание: Если нужно закрепить кабель на стене, для этого можно воспользоваться L-образным кронштейном из комплекта.

1. Выберите оптимальную точку монтажа устройства. Используя прилагаемый Г-образный кронштейн в качестве шаблона, отметьте и просверлите два отверстия для монтажа.



2. Вставьте в просверленные отверстия дюбели и закрепите кронштейн на стене при помощи прилагаемых шурупов.



3. Ослабьте гайку и шайбу. Закрепите TEW-ASAL1 на Г-образном кронштейне. Затяните гайку, закрепив TEW-ASAL1 на Г-образном кронштейне



Настройка конфигурации завершена

Зарегистрируйте свой продукт

Для того, чтобы воспользоваться сервисным обслуживанием и поддержкой на высшем уровне, предлагаем вам зарегистрировать свой продукт в режиме онлайн здесь: www.trendnet.com/register
Благодарим Вас за то, что Вы выбрали TRENDnet

Q1: When I tried to screw in the TEW-ASAL1, it will not tighten. What should I do?

A1: First, make sure you are using a TEW-455APBO or an Outdoor Access Point with an N-type female connector. Make sure that your External Antenna also has an N-type female connector. Second, make sure that you are turning the correct screw when you are trying to tighten the adapter. Please reference the instructions and diagrams in **Section 2**.

If you still encounter problems or have any questions regarding the **TEW-ASAL1**, please contact TRENDnet's Technical Support Department.

Limited Warranty

TRENDnet warrants its products against defects in material and workmanship, under normal use and service, for the following lengths of time from the date of purchase.

TEW-ASAL1 3 Years Limited Warranty

If a product does not operate as warranted above during the applicable warranty period, TRENDnet shall, at its option and expense, repair the defective product or part, deliver to customer an equivalent product or part to replace the defective item, or refund to customer the purchase price paid for the defective product. All products that are replaced will become the property of TRENDnet. Replacement products may be new or reconditioned.

TRENDnet shall not be responsible for any software, firmware, information, or memory data of customer contained in, stored on, or integrated with any products returned to TRENDnet pursuant to any warranty.

There are no user serviceable parts inside the product. Do not remove or attempt to service the product by any unauthorized service center. This warranty is voided if (i) the product has been modified or repaired by any unauthorized service center, (ii) the product was subject to accident, abuse, or improper use (iii) the product was subject to conditions more severe than those specified in the manual.

Warranty service may be obtained by contacting TRENDnet office within the applicable warranty period for a Return Material Authorization (RMA) number, accompanied by a copy of the dated proof of the purchase. Products returned to TRENDnet must be pre-authorized by TRENDnet with RMA number marked on the outside of the package, and sent prepaid, insured and packaged appropriately for safe shipment.

WARRANTIES EXCLUSIVE: IF THE TRENDnet PRODUCT DOES NOT OPERATE AS WARRANTED ABOVE, THE CUSTOMER'S SOLE REMEDY SHALL BE, AT TRENDnet'S OPTION, REPAIR OR REPLACEMENT. THE FOREGOING WARRANTIES AND REMEDIES ARE EXCLUSIVE AND ARE IN LIEU OF ALL OTHER WARRANTIES, EXPRESSED OR IMPLIED, EITHER IN FACT OR BY OPERATION OF LAW, STATUTORY OR OTHERWISE, INCLUDING WARRANTIES OF MERCHANTABILITY AND FITNESS FOR A PARTICULAR PURPOSE. TRENDnet NEITHER ASSUMES NOR AUTHORIZES ANY OTHER PERSON TO ASSUME FOR IT ANY OTHER LIABILITY IN CONNECTION WITH THE SALE, INSTALLATION MAINTENANCE OR USE OF TRENDnet'S PRODUCTS.

TRENDnet SHALL NOT BE LIABLE UNDER THIS WARRANTY IF ITS TESTING AND EXAMINATION DISCLOSE THAT THE ALLEGED DEFECT IN THE PRODUCT DOES NOT EXIST OR WAS CAUSED BY CUSTOMER'S OR ANY THIRD PERSON'S MISUSE, NEGLIGENCE, IMPROPER INSTALLATION OR TESTING, UNAUTHORIZED ATTEMPTS TO REPAIR OR MODIFY, OR ANY OTHER CAUSE BEYOND THE RANGE OF THE INTENDED USE, OR BY ACCIDENT, FIRE, LIGHTNING, OR OTHER HAZARD.

LIMITATION OF LIABILITY: TO THE FULL EXTENT ALLOWED BY LAW TRENDnet ALSO EXCLUDES FOR ITSELF AND ITS SUPPLIERS ANY LIABILITY, WHETHER BASED IN CONTRACT OR TORT (INCLUDING NEGLIGENCE), FOR INCIDENTAL, CONSEQUENTIAL, INDIRECT, SPECIAL, OR PUNITIVE DAMAGES OF ANY KIND, OR FOR LOSS OF REVENUE OR PROFITS, LOSS OF BUSINESS, LOSS OF INFORMATION OR DATA, OR OTHER FINANCIAL LOSS ARISING OUT OF OR IN CONNECTION WITH THE SALE, INSTALLATION, MAINTENANCE, USE, PERFORMANCE, FAILURE, OR INTERRUPTION OF THE POSSIBILITY OF SUCH DAMAGES, AND LIMITS ITS LIABILITY TO REPAIR, REPLACEMENT, OR REFUND OF THE PURCHASE PRICE PAID, AT TRENDnet'S OPTION. THIS DISCLAIMER OF LIABILITY FOR DAMAGES WILL NOT BE AFFECTED IF ANY REMEDY PROVIDED HEREIN SHALL FAIL OF ITS ESSENTIAL PURPOSE.

Governing Law: This Limited Warranty shall be governed by the laws of the state of California.

AC/DC Power Adapter, Cooling Fan, Power Supply, and Cables carry 1 Year Warranty

Certifications

This equipment has been tested and found to comply with FCC and CE Rules. Operation is subject to the following two conditions:

- (1) This device may not cause harmful interference.
- (2) This device must accept any interference received. Including interference that may cause undesired operation.



Waste electrical and electronic products must not be disposed of with household waste. Please recycle where facilities exist. Check with you Local Authority or Retailer for recycling advice.



NOTE: THE MANUFACTURER IS NOT RESPONSIBLE FOR ANY RADIO OR TV INTERFERENCE CAUSED BY UNAUTHORIZED MODIFICATIONS TO THIS EQUIPMENT. SUCH MODIFICATIONS COULD VOID THE USER'S AUTHORITY TO OPERATE THE EQUIPMENT.

ADVERTENCIA EN CASO DE REQUERIR AC ADAPTER

En todos nuestros equipos se mencionan claramente las características del adaptador de alimentación necesario para su funcionamiento. El uso de un adaptador distinto al mencionado puede producir daños físicos y/o daños al equipo conectado.



TRENDnet®

Product Warranty Registration

Please take a moment to register your product online.
Go to TRENDnet's website at <http://www.trendnet.com/register>

TRENDnet

20675 Manhattan Place
Torrance, CA 90501
USA