



Quick Installation Guide




Indoor / Outdoor Antenna,
Antenna Cable & Surge Arrestor

Table of Contents

English	1
1. Outdoor Antenna Installation	1
2. How to install the surge arrester	4
3. Weatherproof tape for outdoor installations	5
4. Indoor Antenna Installation	6

1. Outdoor Antenna Installation

Before installation, please ensure you have the required products and that the contents of each product are complete.



One of the following Antennas:




1. Disconnect the default dipole antenna from your indoor access point or router.



2. Attach the blue sleeve (Reverse SMA) of the jumper cable to your Wi-Fi Device.



3. Connect the black sleeve (N-Type) of the jumper cable to the surge arrester. *(Please refer to Section 2: "How to install the surge arrester")*



4. Connect remaining surge arrestor connector to the blue sleeve (N-Type) of the antenna cable (TEW-L406/ TEW-L412)

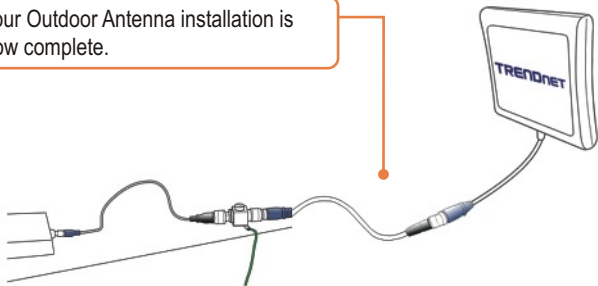
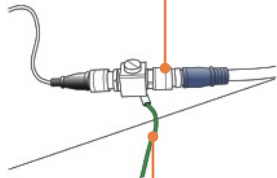
5. Connect the Green wire to grounding object.

e.g.

1. Earth Driven rod
2. Grounded Electrical System
3. Building frame

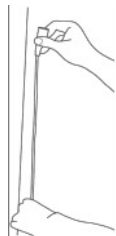
6. Connect the remaining black sleeve (N-Type) of the Antenna Cable to the Antenna.

7. Your Outdoor Antenna installation is now complete.



2. How to install the surge arrester

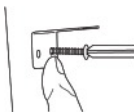
1. Before installing the antenna, make sure the low loss outdoor cable (TEW-L406/TEW-L412) can reach the location of access point or router. Attach the enclosed cable adapter's blue sleeve to the Wi-Fi device (Reverse SMA) and the cable adapter's black sleeve (N-type) to the surge arrester.



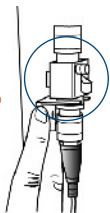
2. Take out the L-type metal bracket and mark the mount position on the wall.



3. Screw it to the wall.



4. Seat the arrester into bracket.



Put on the washer.



Screw on the nut.



3. Weatherproof tape for outdoor installations

If your surge arrester is installed outdoors, remember to wrap both connectors tightly with the enclosed weatherproofing tape.



4. Indoor Antenna Installation

Before installation, please ensure you have the required products and that the contents of each product are complete.



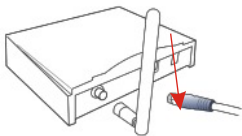
One of the following Antennas:

TEW-AO080	TEW-AO100	TEW-AO09D	TEW-AO14D	TEW-AO19D
				

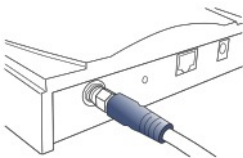
Note: The following Indoor Antennas come with cables or connect directly to your Wi-Fi Device. No additional cable assemblies are required:

TEW-AI86D	TEW-AI86DB	TEW-AI750	TEW-AI750B
			

1. Disconnect the dipole antenna from your access point or router.




2. Attach the blue sleeve (Reverse SMA) of the indoor cable (TEW-L202/ TEW-L208) directly to the Wi-Fi Device.



3. Connect the remaining black sleeve (N-Type) of the antenna cable to the blue sleeve of the (N-type) antenna.



4. Your Indoor Antenna installation is now complete.



Limited Warranty

TRENDnet warrants its products against defects in material and workmanship, under normal use and service, for the following lengths of time from the date of purchase.

TEW-ASAK, TEW-L202, TEW-L208, TEW-L406, TEW-L412 - 3 Year Warranty
TEW-AO08O, TEW-AO10O, TEW-AO09D, TEW-AO14D, TEW-AO19D- 3 Year Warranty

If a product does not operate as warranted above during the applicable warranty period, TRENDnet shall, at its option and expense, repair the defective product or part, deliver to customer an equivalent product or part to replace the defective item, or refund to customer the purchase price paid for the defective product. All products that are replaced will become the property of TRENDnet. Replacement products may be new or reconditioned.

TRENDnet shall not be responsible for any software, firmware, information, or memory data of customer contained in, stored on, or integrated with any products returned to TRENDnet pursuant to any warranty.

There are no user serviceable parts inside the product. Do not remove or attempt to service the product by any unauthorized service center. This warranty is voided if (i) the product has been modified or repaired by any unauthorized service center, (ii) the product was subject to accident, abuse, or improper use (iii) the product was subject to conditions more severe than those specified in the manual.

Warranty service may be obtained by contacting TRENDnet office within the applicable warranty period for a Return Material Authorization (RMA) number, accompanied by a copy of the dated proof of the purchase. Products returned to TRENDnet must be pre-authorized by TRENDnet with RMA number marked on the outside of the package, and sent prepaid, insured and packaged appropriately for safe shipment.

WARRANTIES EXCLUSIVE: IF THE TRENDnet PRODUCT DOES NOT OPERATE AS WARRANTED ABOVE, THE CUSTOMER'S SOLE REMEDY SHALL BE, AT TRENDnet'S OPTION, REPAIR OR REPLACEMENT. THE FOREGOING WARRANTIES AND REMEDIES ARE EXCLUSIVE AND ARE IN LIEU OF ALL OTHER WARRANTIES, EXPRESSED OR IMPLIED, EITHER IN FACT OR BY OPERATION OF LAW, STATUTORY OR OTHERWISE, INCLUDING WARRANTIES OF MERCHANTABILITY AND FITNESS FOR A PARTICULAR PURPOSE. TRENDnet NEITHER ASSUMES NOR AUTHORIZES ANY OTHER PERSON TO ASSUME FOR IT ANY OTHER LIABILITY IN CONNECTION WITH THE SALE, INSTALLATION MAINTENANCE OR USE OF TRENDnet'S PRODUCTS.

TRENDnet SHALL NOT BE LIABLE UNDER THIS WARRANTY IF ITS TESTING AND EXAMINATION DISCLOSE THAT THE ALLEGED DEFECT IN THE PRODUCT DOES NOT EXIST OR WAS CAUSED BY CUSTOMER'S OR ANY THIRD PERSON'S MISUSE, NEGLIGENCE, IMPROPER INSTALLATION OR TESTING, UNAUTHORIZED ATTEMPTS TO REPAIR OR MODIFY, OR ANY OTHER CAUSE BEYOND THE RANGE OF THE INTENDED USE, OR BY ACCIDENT, FIRE, LIGHTNING, OR OTHER HAZARD.

LIMITATION OF LIABILITY: TO THE FULL EXTENT ALLOWED BY LAW TRENDnet ALSO EXCLUDES FOR ITSELF AND ITS SUPPLIERS ANY LIABILITY, WHETHER BASED IN CONTRACT OR TORT (INCLUDING NEGLIGENCE), FOR INCIDENTAL, CONSEQUENTIAL, INDIRECT, SPECIAL, OR PUNITIVE DAMAGES OF ANY KIND, OR FOR LOSS OF REVENUE OR PROFITS, LOSS OF BUSINESS, LOSS OF INFORMATION OR DATA, OR OTHER FINANCIAL LOSS ARISING OUT OF OR IN CONNECTION WITH THE SALE, INSTALLATION, MAINTENANCE, USE, PERFORMANCE, FAILURE, OR INTERRUPTION OF THE POSSIBILITY OF SUCH DAMAGES, AND LIMITS ITS LIABILITY TO REPAIR, REPLACEMENT, OR REFUND OF THE PURCHASE PRICE PAID, AT TRENDnet'S OPTION. THIS DISCLAIMER OF LIABILITY FOR DAMAGES WILL NOT BE AFFECTED IF ANY REMEDY PROVIDED HEREIN SHALL FAIL OF ITS ESSENTIAL PURPOSE.

Governing Law: This Limited Warranty shall be governed by the laws of the state of California.

AC/DC Power Adapter, Cooling Fan, and Power Supply carry 1 Year Warranty



TRENDnet Technical Support

US • Canada

Toll Free Telephone: 1(866) 845-3673

24/7 Tech Support



Europe (Germany • France • Italy • Spain • Switzerland • UK)

Toll Free Telephone: +00800 60 76 76 67

English/Espanol - 24/7

Francais/Deutsch - 11am-8pm, Monday - Friday MET

Worldwide

Telephone: +(31) (0) 20 504 05 35

English/Espanol - 24/7

Francais/Deutsch - 11am-8pm, Monday - Friday MET

Product Warranty Registration

Please take a moment to register your product online.

Go to TRENDnet's website at <http://www.trendnet.com>

TRENDnet

3135 Kashiwa Street
Torrance, CA 90505
USA