

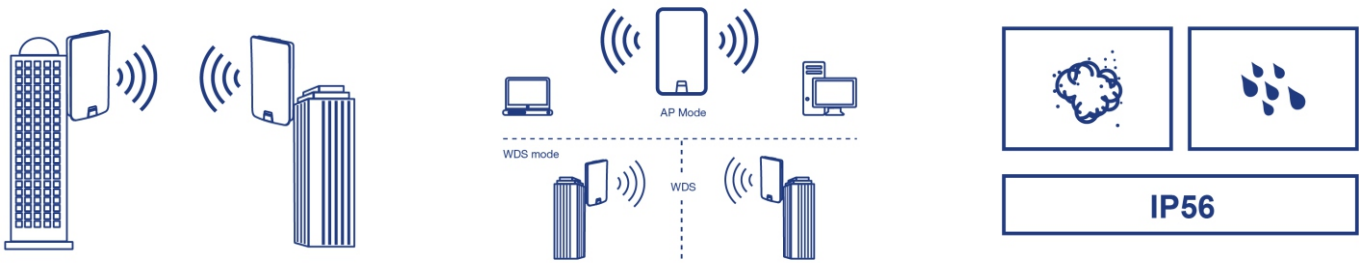


14 dBi WiFi AC867 Outdoor Directional PoE Access Point

TEW-840APBO (v1.0R)

- 5GHz WiFi AC867 point-to-point bridge
- 14 dBi directional antenna
- Supports Access Point, WDS Bridge, WDS Access Point, WDS Station, and Client Bridge modes
- Proprietary PoE power adapter included
- IP56 outdoor weather rated housing

TRENDnet's 14 dBi WiFi AC867 Outdoor Directional PoE Access Point, model TEW-840APBO, is designed for point-to-point WiFi bridging applications. The outdoor wireless access point supports a variety of installation scenarios with Access Point, WDS Bridge, WDS Access Point, WDS Station, and Client Bridge modes. The IP56 rated housing is designed for outdoor environments, and includes wall and pole mounting hardware. MU-MIMO technology processes multiple data streams simultaneously, increasing real-time WiFi performance on the outdoor wireless access point when multiple devices access the network.



Point-to-Point Bridge

The outdoor wireless access point supports wireless AC867 point-to-point networking (5GHz).


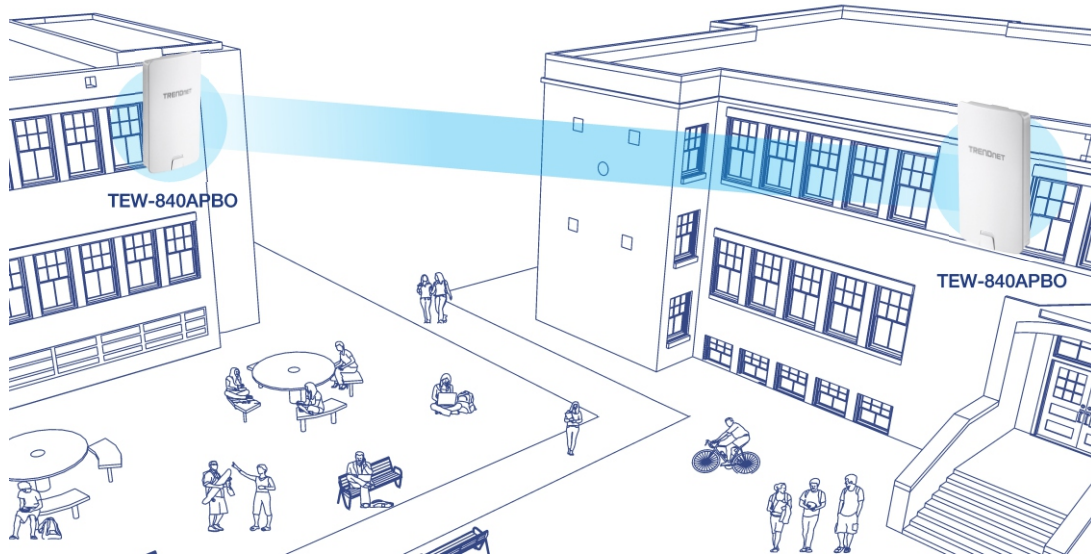
Wireless Modes

Supports Access Point, WDS Bridge, WDS Access Point, WDS Station, and Client Bridge modes.

Outdoor Ready

Built for outdoor environments with an IP56 weather rating, and an operating temperature range of -10° – 60° C (14° – 140° F).

NETWORKING SOLUTION



FEATURES



Wireless Modes

Supports Access Point, WDS Bridge, WDS Access Point, WDS Station, and Client Bridge modes



5GHz WiFi AC

Outdoor wireless access points supports 867Mbps WiFi AC



Outdoor Rated

Durable enclosure with an IP56 outdoor weather rating



Directional Antenna

14 dBi directional antenna



PoE Power Adapter

Proprietary PoE power adapter included



Encrypted Wireless

Support for wireless encryption of up to WPA2



Mounting Hardware

Pole and wall mount hardware included



LED Indicators

LEDs convey wireless link quality

SPECIFICATIONS

Standards

- IEEE 802.3
- IEEE 802.3u
- IEEE 802.3ab
- IEEE 802.1d
- IEEE 802.1Q VLAN
- IEEE 802.1X network based authentication
- IEEE 802.11d
- IEEE 802.11e
- IEEE 802.11h
- IEEE 802.11i
- IEEE 802.11a
- IEEE 802.11r
- IEEE 802.11k
- IEEE 802.11n (5GHz up to 300Mbps @ 64QAM)
- IEEE 802.11ac Wave 2 MU-MIMO (5GHz up to 867Mbps @ 256QAM)

Hardware Interface

- 1 x Gigabit PoE-in LAN1 port (proprietary PoE max. cable length 60m (197 ft.))
- 1 x Gigabit LAN2 port
- LED indicators
- Reset button

Special Features

- IP56 weather rated
- 802.1Q VLAN
- WiFi scheduling
- Scheduled auto reboot
- CSMA/TDMA support

Access Control

- Wireless AP mode encryption: WPA2-PSK, WPA2-Enterprise
- Wireless WDS bridge mode encryption (CSMA): WEP, AES
- Wireless WDS AP/Station encryption (CSMA/TDMA): WPA2-PSK, WPA2-Enterprise
- Access Controls: MAC (AP & WDS AP mode only), Layer 2 isolation, client Isolation
- Client limit
- Bandwidth limit (download/upload) per SSID or per client
- RSSI Threshold

QoS

- WMM

Operation Modes

- Access Point (AP)
- WDS Access Point
- WDS Bridge (CSMA mode only)
- WDS Station
- Client Bridge

SSID

- Up to 7 SSIDs
- 802.1Q VLAN assignment per SSID

Management/Monitoring

- Web management (HTTP)
- CLI management (Telnet, SSHv2)
- SNMP v2c/v3
- IPv4 (DHCP/static IP), IPv6 (link-local, static IP, DHCPv6) assignment
- Email alert
- Upgrade firmware
- Backup/restore configuration
- Internal logging
- External syslog
- Scheduled automatic reboot
- Restore to factory defaults
- Ping test
- Traceroute
- Nslookup
- NTP
- Management VLAN ID
- Schedule radio on/off per SSID
- Real time traffic monitor
- Real time CPU load monitor
- Device discovery (Point to point AP connections only)
- Speed test (Point to point AP connections only)
- LED control

Frequency

- FCC: 5.150GHz – 5.250GHz, 5.725GHz – 5.850GHz

Wireless Channels

- 5 GHz: FCC: 36, 40, 44, 48, 149, 153, 157, 161, 165

Modulation

- 802.11a: OFDM with BPSK, QPSK and 16/64-QAM
- 802.11n (5GHz): BPSK, QPSK, 16-QAM, 64-QAM with OFDM
- 802.11ac: OFDM with BPSK, QPSK and 16/64/256-QAM

Media Access Protocol

- CSMA/CA with ACK mode
- TDMA (Point to point AP connections only)

MIMO Configuration

- 5GHz: 2x2:2
- 2.4GHz: N/A

Antenna Gain

- 14 dBi internal patch antenna

Wireless Output Power (max output power without antenna gain)

- 802.11a: FCC: 23 dBm (max.)
- 802.11n (5GHz): FCC: 22 dBm (max.)
- 802.11ac: FCC: 22 dBm (max.)

Receiving Sensitivity (per chain)

- 802.11a: -71 dBm (typical) @ 54Mbps
- 802.11n (5GHz): -66 dBm (typical) @ 300Mbps
- 802.11ac: -55 dBm (typical) @ 867Mbps

Power

- Input: 100 – 240V AC, 50/60Hz, 0.4A
- Output: 24V DC, 0.6A proprietary/passive PoE injector
- Max. Consumption: 9.5W

Surge Protection

- Line to ground: 2kV

ESD Protection

- Contact: 4kV
- Air: 8kV

Operating Temperature

- -22° - 60° C (-7.6° - 140° F)

Operating Humidity

- Max. 90 % non-condensing

Certifications

- FCC

Dimensions

- 185 x 100 x 35mm (7.3 x 3.9 x 1.4 in.)

Weight

- 268g (0.6 lbs.)

Warranty

- 3 year

Package Contents

- TEW-840APBO
- Quick Installation Guide
- Proprietary/Passive PoE injector (24V DC, 0.6A)
- Mounting hardware

* Effective wireless coverage may vary depending on the wireless device's output power, antenna gain, antenna alignment, receiving sensitivity, and radio interference. Additionally, environmental factors such as weather conditions, physical obstacles, and other considerations may affect performance. For optimal results, we recommended consulting a professional installer for site survey, safety precautions, and proper installation.

All references to speed are for comparison purposes only. Product specifications, size, and shape are subject to change without notice, and actual product appearance may differ from that depicted herein.