



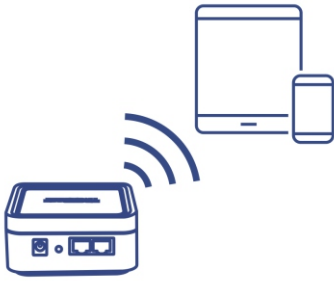
AC1200 Dual Band WiFi EasyMesh Kit (2-Pack)

TEW-832MDR2K (v1.0R)

- AC1200: 5GHz: 867Mbps WiFi AC | 2.4GHz: 300Mbps WiFi N
- Includes 2 x AC1200 WiFi EasyMesh Nodes
- Auto Optimizing WiFi
- Designed to replace older WiFi routers, extenders, and signal boosters
- Intelligent WiFi mesh technology connects users to the best WiFi EasyMesh Node
- Add additional AC1200 EasyMesh Nodes to the system for expanded WiFi coverage in larger home applications
- Airtime fairness balances wireless client bandwidth resources
- LAN/WAN IPv6 support
- Multi-User MIMO for increased bandwidth efficiency and better user experience*
- Seamless Smart WiFi roaming
- Implicit/Explicit Beamforming

TRENDnet's AC1200 WiFi EasyMesh™ Kit is designed to blanket your home or small office in seamless WiFi coverage. The AC1200 WiFi EasyMesh System provides ample coverage for up to a 4,000 square foot home. For larger homes, simply add additional AC1200 WiFi Mesh Node to the system for expanded WiFi coverage.

The WiFi EasyMesh Kit uses an intuitive app-based installation process, making setup a breeze using our TRENDnet WiFi Mesh app. In minutes, you'll have your AC1200 WiFi EasyMesh System up and running providing whole home WiFi coverage.



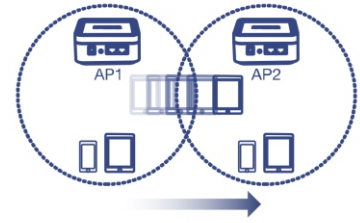
Mesh Made Simple

The mesh WiFi system uses an intuitive app-based installation process, making setup a breeze with our TRENDnet MESHnet app.



Easy WPS Push Button Expansion

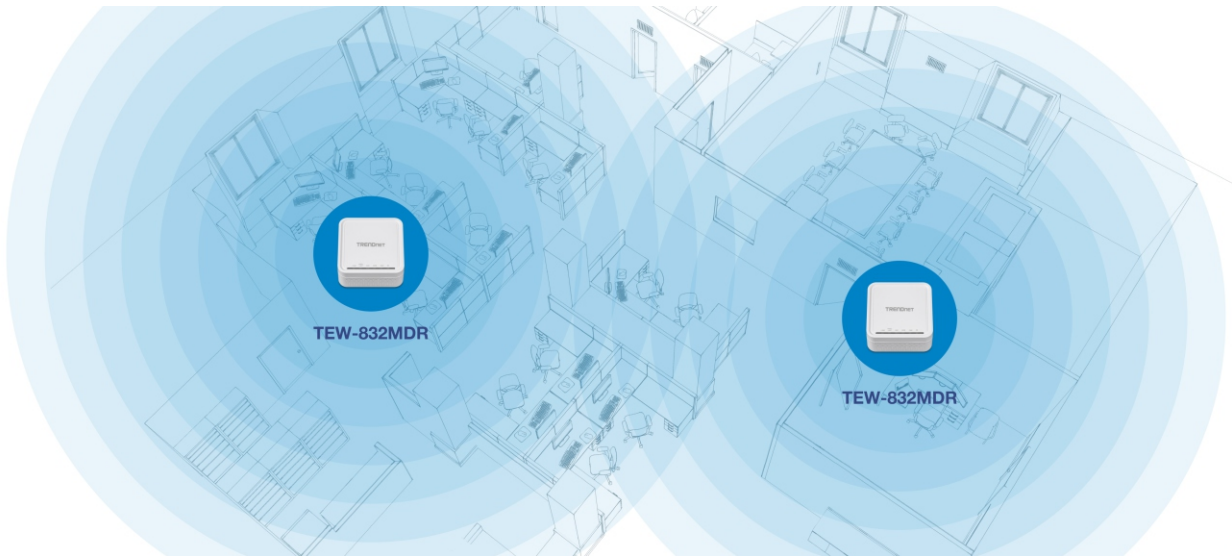
To expand coverage easily, add more EasyMesh nodes to the system by using the convenient WPS push button sync method.



Seamless Smart WiFi Roaming

All EasyMesh nodes provide seamless roaming capabilities, while calculating and providing optimum signal coverage to connected clients.

NETWORKING SOLUTION



LED indicators



Power adapter

WPS/Reset button

2 x Gigabit Ethernet ports (LAN/WAN or 2x LAN)

FEATURES



Mesh Made Simple

The mesh WiFi system uses an intuitive app-based installation process, making setup a breeze with the TRENDnet MESHnet mobile app



Whole Home WiFi Coverage

The AC1200 Dual Band WiFi EasyMesh Node provides ample coverage for up to a 4,000 square foot area. For larger homes, simply add additional AC1200 WiFi EasyMesh Nodes (TEW-832MDR) to the system for expanded WiFi coverage



Seamless Smart WiFi Roaming

All EasyMesh nodes broadcast a single WiFi SSID that provides seamless roaming capabilities. The system intelligently calculates wireless roaming parameters, and dynamically adjusts in real time to provide optimum signal coverage to connected clients



Easy WPS Push Button Expansion

To expand coverage easily, add more AC1200 WiFi EasyMesh Nodes (TEW-832MDR) to the system by using the convenient WPS push button sync method



Band Steering

With band steering technology, the mesh WiFi system alleviates network congestion by automatically balancing client connections between the 2.4GHz and 5GHz bands



Auto Optimizing

Detects and selects the best path to send data traffic to the desired destination, and provides better resilience to node failures



Targeted Beamforming

Beamforming increases real-time performance by directing stronger wireless signals to your specific location. Beamforming improves wireless range, reception, and throughput



Monitor Mesh Signal Status

The TRENDnet MESHnet mobile app allows you to monitor each WiFi mesh node's mesh signal status



Intelligent Self-healing Mesh

The EasyMesh node detects any mesh node disconnections and intelligently takes action to remedy the issue



Parental Controls

Limit access to specific websites, and control access to the network for connected devices



Guest Network

Create an isolated WiFi network for guest internet access



LED Signal Indicator

LED signal indicator helps in locating an EasyMesh node by showing mesh signal quality in real-time



Gigabit Ports

1 x Gigabit WAN Port, 1 x Gigabit LAN Port



IPv6

Mesh WiFi system supports IPv6 network

SPECIFICATIONS

Standards

- IEEE 802.3
- IEEE 802.3u
- IEEE 802.3x
- IEEE 802.3ab
- IEEE 802.11a
- IEEE 802.11b
- IEEE 802.11g
- IEEE 802.11n (up to 300Mbps)*
- IEEE 802.11ac (up to 867Mbps)*
- WiFi EasyMesh R1

Device Interface

- 2 x Gigabit Ethernet ports (LAN/WAN or 2x LAN)
- WPS/Reset button
- LED indicators

Special Features

- Multi-User MIMO for increased bandwidth efficiency and better user experience*
- Seamless WiFi roaming
- IPv6 support
- Implicit/Explicit Beamforming
- Band Steering

Access Control

- WiFi encryption: WPA/WPA2-PSK AES
- WiFi Guest network
- Hide WiFi Name/SSID
- Wireless client isolation
- NAT
- Port forwarding
- DMZ host
- UPnP
- DoS prevention
- Allow/deny WAN ping requests
- Parental controls (Set schedules for Internet access or filter by custom websites)

Quality of Service

- Set client device priority (Normal/High priority)
- WMM

Management/Monitoring

- IOS and Android App based management
- Internal system logging
- Manual or online auto firmware upgrade
- Mesh Connection quality display
- Client device list
- Internet speed test
- Router/AP operation modes

Frequency

- 2.4000 – 2.4835GHz (Industrial Scientific Medical Band)
- 5.150 – 5.825GHz (subject to local regulations)

Modulation

- 802.11b: CCK, DQPSK, DBPSK
- 802.11a/g: OFDM with BPSK, QPSK and 16/64-QAM
- 802.11n: BPSK, QPSK, 16-QAM, 64-QAM, 256-QAM with OFDM
- 802.11ac: OFDM with BPSK, QPSK and 16/64/256-QAM

Media Access Protocol

- CSMA/CA with ACK

Antenna Gain

- 2 x 4.2 dBi Internal Antenna

Receiving Sensitivity

- 802.11a: -67 dBm (typical) @ 54Mbps
- 802.11b: -79 dBm (typical) @ 11Mbps
- 802.11g: -67 dBm (typical) @ 54Mbps
- 802.11n (2.4GHz, 20MHz): -66 dBm (typical) @ 300Mbps
- 802.11n (2.4GHz, 40MHz): -63 dBm (typical) @ 300Mbps
- 802.11n (5GHz, 20MHz): -67 dBm (typical) @ 867Mbps
- 802.11n (5GHz, 40MHz): -65 dBm (typical) @ 867Mbps
- 802.11ac: -56 dBm (typical) @ 867Mbps

Wireless Channels

- 2.4GHz: FCC: 1–11, ETSI: 1-13
- 5GHz: FCC: 36, 40, 44, 48, 149, 153, 157, 161, 165, ETSI: 36, 40, 44, 48

Power

- Input: 100 – 240V AC, 50 – 60Hz, 1A
- Output: 12V DC, 1A external power adapter
- Max. Consumption: 4.63 W

Operating Temperature

- 0° – 40° C (32° – 104° F)

Operating Humidity

- Max. 90% non-condensing

Certifications

- CE
- FCC

Dimensions (L x W x H)

- 95 x 95 x 50mm (3.75 x 3.75 x 1.97 in.)

Weight

- Each unit :116g (4.1 oz)

Warranty

- 3 year

Package Contents

- 2 x TEW-832MDR (1 x Main, 1 x Remote Node)
- Quick Installation Guide
- 1 x Network cable (1.5m / 5 ft.)
- 2 x Power adapter (12V DC, 1A)
- Wall Mount Screws

All references to speed are for comparison purposes only. Product specifications, size, and shape are subject to change without notice, and actual product appearance may differ from that depicted herein.