

TRENDnet[®]



•9 dBi Outdoor PoE Access Point

TEW-730APO

- Quick Installation Guide (1)

1. Before You Start

Package Contents

- TEW-730APO
- CD-ROM (User's Guide)
- Quick Installation Guide
- Mounting hardware
- Power adapter (24V DC, 1A)
- PoE injector
- Grounding wire

Minimum Requirements

- Computer with an Ethernet port and Web Browser
- Network switch or router with an available network port
- 2 x network cables

Note: The TEW-730APO does not support IEEE 802.3af. You must use the included proprietary Power over Ethernet (PoE) injector.

2. Configuring a WDS connection

Note:

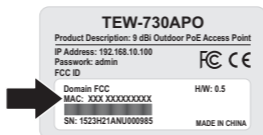
- The default IP address of the TEW-730APO is 192.168.10.100. To configure the unit, your network adapter must have an IP address within the 192.168.10.XX range.

(192.168.10.1 – 192.168.10.254)

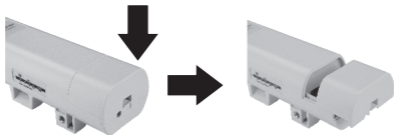
Please refer to the Appendix in the User's Guide for more information.

- All antivirus and firewall software must be disabled before configuring the TEW-730APO.
- The initial configuration should be done in a testing environment, with two TEW-730APO units approximately 15 ft. (5 meters) apart.
- Configure and connect the devices before they are mounted.

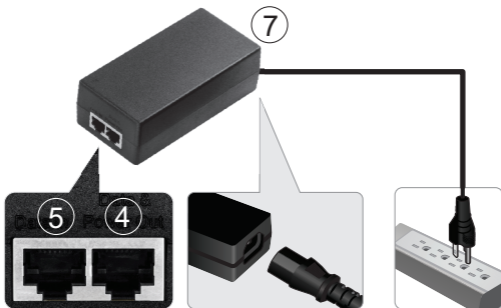
1. Write the MAC address of the two TEW-730APOs. The MAC address can be found on the label on the back of the unit.



2. Pinch the tab and slide the cover down.



3. Connect a network cable into the PoE port on the TEW-730APO.



4. Connect the other end of the network cable to the **Data & Power Out** port on the included Power over Ethernet (PoE) Injector.
5. Using the second network cable, connect one end to the **Data In** port of the PoE injector.
6. Connect the other end of the second network cable to your computer's network port.
7. Connect the power cord to the PoE Injector, and plug the adapter into an electrical outlet.
8. Assign a static IP address to your computer's network adapter, using the subnet setting 192.168.10.XX (192.168.10.00 – 192.168.10.255). For this example we will assign our computer with 192.168.10.30.

Note: The default IP address of the TEW-730APO is 192.168.10.100. Do not set your computer's network adapter to this address.

9. Set the subnet mask to 255.255.255.0.
10. Open your web browser, and enter the IP address 192.168.10.100 into the address bar to log into the TEW-730APO.

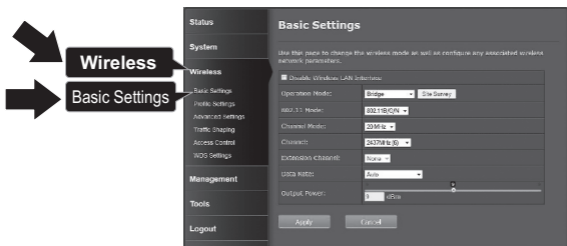
11. Enter the username and password, then click **Login**. Passwords are case-sensitive. The default username and password are:

User Name: admin

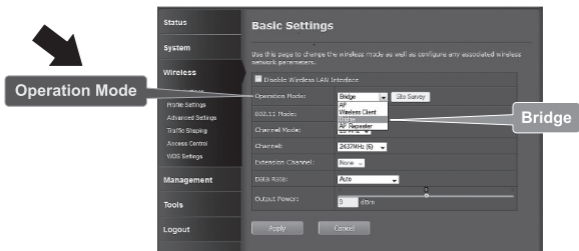
Password: admin



12. Click **Wireless** and then click **Basic Settings**.



13. Change the **Operation Mode** setting to **Bridge**.



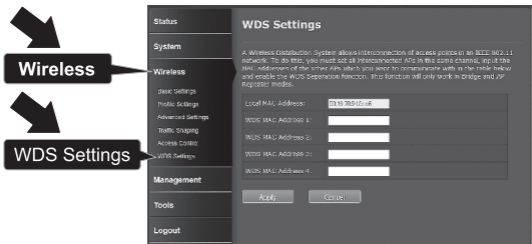
14. Click **Apply** to save your settings.



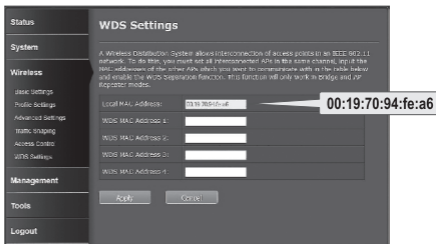
15. Click **OK**.



16. Click **Wireless**, then **WDS Settings**.



17. In the field **WDS MAC Address 1**, enter the MAC address of the TEW-730APO or other devices that you are connecting to.

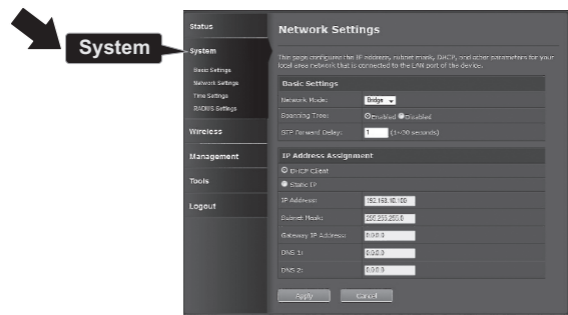


18. Click **Apply**.

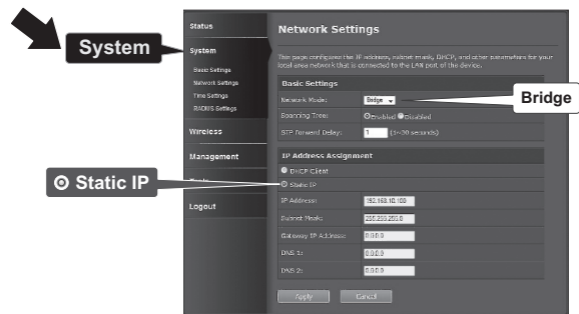


19. Click **OK**.

20. Click **System**, then **Network Settings**.



21. Change the **Network Mode** setting to **Bridge**, and under **IP Address Assignment** select **Static IP**.



22. Configure the TEW-730APO's IP address to a valid IP address, using the subnet defined by the router. Each TEW-730APO must have a unique IP address. Avoid using an IP address within the DHCP pool of your router. In this example, we will assume the following:

Router IP Address: 192.168.10.1

Subnet Mask: 255.255.255.0

DHCP Pool: 192.168.10.100~192.168.10.199

The TEW-730APO will be set up with the following IP address assignment:

IP Address: 192.168.10.200

Subnet Mask: 255.255.255.0

Gateway IP Address: 192.168.10.1

DNS 1: 192.168.10.1

23. Click **Apply**.

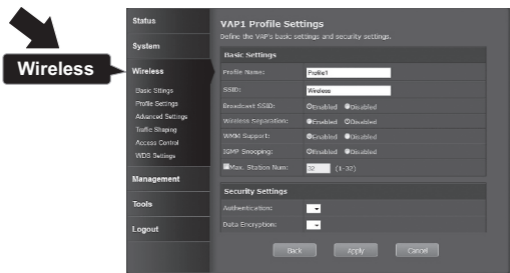


24. Click **OK**.

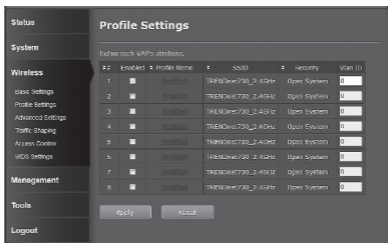
25. To configure the second TEW-730APO, return to step 2 and complete the configuration process again. When assigning the IP addresses to your TEW-730APOs, make sure each device has a different IP address.

Secure Your Wireless Network

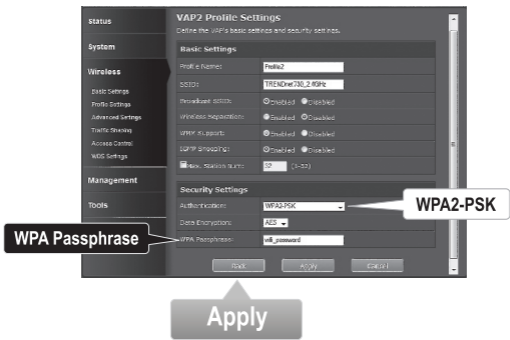
1. Click **Wireless**, then **Profile Settings**.



2. Select the profile name of your network.



3. In the **Security Setting** section, select the authentication type you want to use. We recommend WPA2-PSK. No matter which protocol you choose, both **TEW-730APO** devices must have the same encryption protocol to establish a connection.



4. Under the **WPA Passphrase** enter your WiFi password.

5. Click **Apply** to save your settings.

Confirm Connectivity

1. Leave the TEW-730APO (#2) connected to your computer.
2. Connect the TEW-730APO (#1) to the LAN port of a router on your network.
3. To verify connectivity, bring up your computer's command prompt, and ping the TEW-730APO (#1) using the IP address you assigned to the device.
4. A successful ping reply indicates that both TEW-730APO units are configured properly and connected.

3. Hardware Installation

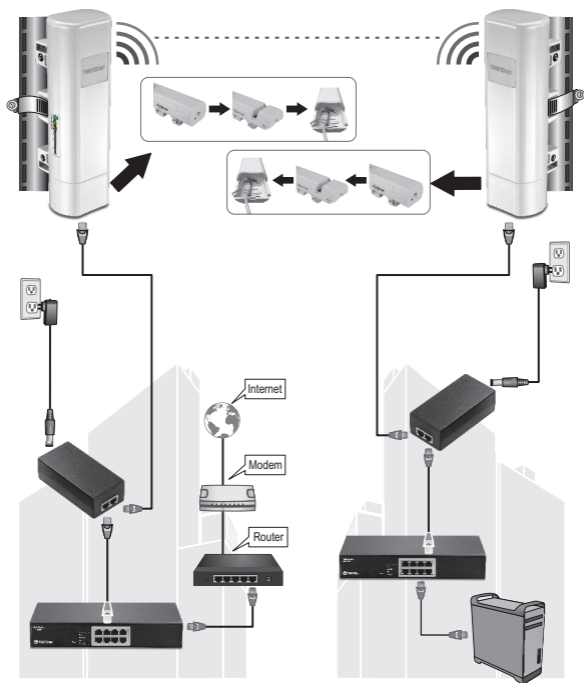
ENGLISH

FRANÇAIS

DEUTSCH

ESPAÑOL

РУССКИЙ



Building 1


Building 2

Note: For this section, refer to the diagram above.

1. Mount the TEW-730APO devices in the desired locations. For instruction on mounting the TEW-730APO to a pole, refer to the **Pole Mounting the TEW-730APO** section below.
2. Connect each TEW-730APO to their respective networks.
3. Confirm that the TEW-730APO units are positioned correctly, and facing each other.
4. Verify that the status LED indicators on each unit are functional and illuminated.
Power: Green
LAN: Green (blinking)
Signal Indicator: Green, Yellow, or Red.

Connect the Grounding Wire

1. Pinch the tab and slide the cover down.
2. Remove the screw and insert the grounding wire on the screw.
3. Tighten the screw firmly in place and route the wire alongside the Ethernet cable.



4. Position both wires inside the access hole at the edge of the case, and slide the cover back into place.

Pole Mounting the TEW-730APO

Note: The mounting clamp supports poles with a maximum diameter of 63mm (2.48 inches)


1. Turn the screw on the pole mounting clamp counter-clockwise to open the clamp.



2. Insert the clamp through the slots on the TEW-730APO.



3. Wrap the clamp around the pole.



4. Secure the TEW-730APO to the pole by turning the screw clockwise to tighten the clamp.



Installation is now complete. For detailed information on configuring the **TEW-730APO** and advanced settings, please refer to the User's Guide on the CD-ROM that came with the device.

Declaration of Conformity

TRENDNET[®]

Manufacturer's Name and Address

TRENDnet, Inc.
20675 Manhattan Place
Torrance, CA 90501 USA



Product Information:

Model Number: TEW-730APO
Product Name: 9 dBi Outdoor PoE Access Point
Trade Name: TRENDnet

TRENDnet hereby declare that the product is in compliance with the essential requirements and other relevant provisions under our sole responsibility.

Safety

EN 60950-1: 2006 + A11: 2009: +A1: 2010 + A12: 2011
EN 60950-22: 2005

EMC

EN 301 489-1 V1.9.2: 09-2011
EN 301 489-17 V2.2.1: 09-2012
EN 55022: 2010 + AC: 2011
EN 55024: 2010

Radio Spectrum & Health

EN 300 328 V1.8.1: 06-2012
EN 62311: 2008

Energy Efficiency

Regulation (EC) No. 1275/2008, No. 278/2009

This product is herewith confirmed to comply with the Directives.

Directives:

Low Voltage Directive 2006/95/EC
EMC Directive 2004/108/EC
R&TTE Directive 1999/5/EC
EMF Directive 1999/519/EC
Ecodesign Directive 2009/125/EC
RoHS Directive 2011/65/EU
REACH Regulation (EC) No. 1907/2006

Person responsible for this declaration.

Place of Issue: Torrance, California, USA

Date: June 8, 2015

Name: Sonny Su

Title: Director of Technology

Signature:

A handwritten signature in black ink, appearing to read 'Sonny Su', is written over a horizontal line.

GPL/LGPL General Information

This TRENDnet product includes free software written by third party developers. These codes are subject to the GNU General Public License ("GPL") or GNU Lesser General Public License ("LGPL"). These codes are distributed WITHOUT WARRANTY and are subject to the copyrights of the developers. TRENDnet does not provide technical support for these codes. The details of the GNU GPL and LGPL are included in the product CD-ROM.

Please also go to (<http://www.gnu.org/licenses/gpl.txt>) or (<http://www.gnu.org/licenses/lgpl.txt>) for specific terms of each license.

The source codes are available for download from TRENDnet's web site (http://trendnet.com/downloads/list_gpl.asp) for at least three years from the product shipping date.

You could also request the source codes by contacting TRENDnet.

20675 Manhattan Place, Torrance, CA 90501, USA. Tel: +1-310-961-5500 Fax: +1-310-961-5511

Informations générales GPL/LGPL

Ce produit TRENDnet comprend un logiciel libre gratuit par des programmeurs tiers. Ces codes sont sujet à la GNU General Public License ("GPL" Licence publique générale GNU) ou à la GNU Lesser General Public License ("LGPL" Licence publique générale limitée GNU). Ces codes sont distribués SANS GARANTIE et sont sujets aux droits d'auteurs des programmeurs. TRENDnet ne fournit pas d'assistance technique pour ces codes. Les détails concernant les GPL et LGPL GNU sont repris sur le CD-ROM du produit.

Veillez également vous rendre en (<http://www.gnu.org/licenses/gpl.txt>) ou en (<http://www.gnu.org/licenses/lgpl.txt>) pour les conditions spécifiques de chaque licence.

Les codes source sont disponibles au téléchargement sur le site Internet de TRENDnet web site (http://trendnet.com/downloads/list_gpl.asp) durant au moins 3 ans à partir de la date d'expédition du produit.

Vous pouvez également demander les codes source en contactant TRENDnet.

20675 Manhattan Place, Torrance, CA 90501, USA. Tel: +1-310-961-5500 Fax: +1-310-961-5511

Allgemeine Informationen zu GPL/LGPL

Dieses Produkt enthält die freie Software "netfilter/iptables" (© 2000-2004 netfilter project <http://www.netfilter.org>) und die freie Software „Linux_mtd“ (Memory Technology Devices) Implementation (© 2000 David Woodhouse), erstmals integriert in Linux Version 2.4.0-test 3 v. 10.07.2000 (<http://www.kernel.org/pub/linux/kernel/v2.4/old-test-kernels/linux-2.4.0-test3.tar.bz2>), sowie weitere freie Software. Sie haben durch den Erwerb dieses Produktes keinerlei Gewährleistungsansprüche gegen die Berechtigten an der oben genannten Software erworben; weil diese die Software kostenfrei lizenzieren gewähren sie keine Haftung gemäß unten abgedruckten Lizenzbedingungen. Die Software darf von jedermann im Quell- und Objektcode unter Beachtung der Lizenzbedingungen der GNU General Public License Version 2, und GNU Lesser General Public License (LGPL) vervielfältigt, verbreitet und verarbeitet werden.

Die Lizenz ist unten im englischsprachigen Originalwortlaut wiedergegeben. Eine nichtoffizielle Übersetzung in die deutsche Sprache finden Sie im Internet unter (<http://www.gnu.de/documents/gpl-2.0.de.html>). Eine allgemeine öffentliche GNU Lizenz befindet sich auch auf der mitgelieferten CD-ROM.

Sie können Quell- und Objektcode der Software für mindestens drei Jahre auf unserer Homepage www.trendnet.com im Downloadbereich (http://trendnet.com/langen/downloads/list_gpl.asp) downloadend. Sofern Sie nicht über die Möglichkeit des Downloads verfügen können Sie bei TRENDnet.

20675 Manhattan Place, Torrance, CA 90501 - U.S.A. -, Tel.: +1-310-961-5500, Fax: +1-310-961-5511 die Software anfordern.

Información general sobre la GPL/LGPL

Este producto de TRENDnet incluye un programa gratuito desarrollado por terceros. Estos códigos están sujetos a la Licencia pública general de GNU ("GPL") o la Licencia pública general limitada de GNU ("LGPL"). Estos códigos son distribuidos SIN GARANTÍA y están sujetos a las leyes de propiedad intelectual de sus desarrolladores. TRENDnet no ofrece servicio técnico para estos códigos. Los detalles sobre las licencias GPL y LGPL de GNU se incluyen en el CD-ROM del producto.

Consulte también el (<http://www.gnu.org/licenses/gpl.txt>) ó el (<http://www.gnu.org/licenses/lgpl.txt>) para ver las cláusulas específicas de cada licencia.

Los códigos fuentes están disponibles para ser descargados del sitio Web de TRENDnet

(http://trendnet.com/downloads/list_gpl.asp) durante por lo menos tres años a partir de la fecha de envío del producto.

También puede solicitar el código fuente llamando a TRENDnet.

20675 Manhattan Place, Torrance, CA 90501, USA. Tel: +1-310-961-5500 Fax: +1-310-961-5511

Общая информация о лицензиях GPL/LGPL

В состав данного продукта TRENDnet входит бесплатное программное обеспечение, написанное сторонними разработчиками. Это ПО распространяется на условиях лицензий GNU General Public License ("GPL") или GNU Lesser General Public License ("LGPL"). Программы распространяются БЕЗ ГАРАНТИИ и охраняются авторскими правами разработчиков. TRENDnet не оказывает техническую поддержку этого программного обеспечения. Подробное описание лицензий GNU GPL и LGPL можно найти на компакт-диске, прилагаемом к продукту.

В пунктах (<http://www.gnu.org/licenses/gpl.txt>) и (<http://www.gnu.org/licenses/lgpl.txt>) изложены конкретные условия каждой из лицензий.

Исходный код программ доступен для загрузки с веб-сайта TRENDnet (http://trendnet.com/downloads/list_gpl.asp) в течение, как минимум, трех лет со дня поставки продукта.

Кроме того, исходный код можно запросить по адресу TRENDnet.

20675 Manhattan Place, Torrance, CA 90501, USA. Tel: +1-310-961-5500 Fax: +1-310-961-5511

GPL/LGPL informações Gerais

Este produto TRENDnet inclui software gratuito desenvolvido por terceiros. Estes códigos estão sujeitos ao GPL (GNU General Public License) ou ao LGPL (GNU Lesser General Public License). Estes códigos são distribuídos SEM GARANTIA e estão sujeitos aos direitos autorais dos desenvolvedores. TRENDnet não presta suporte técnico a estes códigos. Os detalhes do GNU GPL e do LGPL estão no CD-ROM do produto. Favor acessar <http://www.gnu.org/licenses/gpl.txt> ou <http://www.gnu.org/licenses/lgpl.txt> para os termos específicos de cada licença.

Os códigos fonte estão disponíveis para download no site da TRENDnet

(http://trendnet.com/langen/downloads/list_gpl.asp) por pelo menos três anos da data de embarque do produto.

Você também pode solicitar os códigos fonte contactando TRENDnet, 20675 Manhattan Place, Torrance, CA 90501, USA.

Tel: +1-310-961-5500, Fax: +1-310-961-5511.

GPL/LGPL üldinformatsioon

See TRENDneti toode sisaldab vaba tarkvara, mis on kirjutatud kolmanda osapoole poolt. Koodid on allutatud GNU (General Public License) Üldise Avaliku Litsentsi (GPL) või GNU (Lesser General Public License) ("LGPL") Vähem Üldine Avalik Litsentsiga. Koode vahendatakse ILMA GARANTIITA ja need on allutatud arendajate poolt. TRENDnet ei anna koodidele tehnilist tuge. Detailsemat infot GNU GPL ja LGPL kohta leiate toote CD-ROMil. Infot mõlema litsentsi spetsiifiliste terminite kohta leiate (<http://www.gnu.org/licenses/gpl.txt>) või (<http://www.gnu.org/licenses/lgpl.txt>).

Infot mõlema litsentsi spetsiifiliste terminite kohta leiate (<http://www.gnu.org/licenses/gpl.txt>) või (<http://www.gnu.org/licenses/lgpl.txt>). Lähtekoodi on võimalik alla laadida TRENDneti kodulehelt (http://trendnet.com/langen/downloads/list_gpl.asp) kolme aasta jooksul alates toote kättesaamise kuupäevast.

Samuti võite lähtekoodi paluda TRENDneti'lt, 20675 Manhattan Place, Torrance, CA 90501, USA.

Tel: +1-310-961-5500, Fax: +1-310-961-5511.

Limited Warranty

TRENDnet warrants its products against defects in material and workmanship, under normal use and service, for the following length of time from the date of purchase. Warranty: 3 year limited warranty (When Applicable: 1 year warranty for power adapter, power supply, and cooling fan components.) Visit TRENDnet.com to review the full warranty policy, rights, and restrictions for this product.

Garantie Limitée

TRENDnet garantit ses produits contre les défauts matériels et de fabrication, dans des conditions normales d'utilisation et de service, pour les durées suivantes, à compter de la date de leur achat. Limitée: 3 ans de garantie limitée (Si applicable: 1 an de garantie sur l'adaptateur secteur, l'alimentation en énergie et les composants du ventilateur de refroidissement.) Visitez TRENDnet.com pour lire la politique complète de garantie, les droits et les restrictions s'appliquant à ce produit.

Begrenzte Garantie

TRENDnet garantiert, dass seine Produkte bei normaler Benutzung und Wartung während der nachfolgend genannten Zeit ab dem Kaufdatum keine Material- und Verarbeitungsschäden aufweisen. Garantie: 3-Jahres-Garantie (Soweit zutreffend: 1 Jahr Garantie für Netzeil, Stromkabel und Ventilator.) Alle Garantiebedingungen, Rechte und Einschränkungen für dieses Produkt finden Sie auf TRENDnet.com.

Garantía Limitada

TRENDnet garantiza sus productos contra defectos en los materiales y mano de obra, bajo uso y servicio normales, durante el siguiente periodo de tiempo a partir de la fecha de compra. Garantía: 3 años (Cuando proceda: 1 año de garantía para componentes de adaptadores de corriente, fuente de alimentación y ventiladores de refrigeración.) Visite TRENDnet.com para revisar la política de garantía, derechos y restricciones para este producto.

Ограниченная гарантия

Гарантия компании TRENDnet распространяется на дефекты, возникшие по вине производителя, при соблюдении условий эксплуатации и обслуживания в течение установленного периода с момента приобретения. (Продукт: Ограниченная гарантия: Трехлетняя ограниченная гарантия (Распространяется: На протяжении 1 года на силовые адаптеры, источники питания и компоненты вентилятора охлаждения) Полную версию гарантийных обязательств, а также права пользователя и ограничения при эксплуатации данного продукта смотрите на вебсайте TRENDnet.com.

Garantia Limitada

TRENDnet garante seus produtos contra defeitos em material e mão de obra, sob condições normais de uso e serviço, pelo seguinte tempo a partir da data da compra. Garantia: Garantia limitada de 3 anos. (Quando aplicável: 1 ano de garantia para adaptador de tensão, fonte e componentes de ventoinhas). Visite TRENDnet.com para conhecer a política de garantia completa, direitos e restrições para este produto.)

Piiratud garantii

TRENDneti tavatingimustes kasutatavatel ja hooldatavatel toodetel on järgmise ajavahemiku jooksul (alates ostukuupäevast) tootmis-ja materjalidefektide garantii. garantii: 3-aastane piiratud garantii. (Garantii kohaldatakse: toiteadapteri, toiteallika ja jahutusventilaatori osadel on 1-aastane garantii.) Täisgarantii põhimõtete, õiguste ja piirangute kohta leiate lisateavet saidilt TRENDnet.com.

Гарантія компанії

Гарантія компанії TRENDnet поширюється на дефекти, що виникли з вини виробника, при дотриманні умов експлуатації та обслуговування протягом встановленого періоду з моменту придбання. (Продукт: Обмежена гарантія: 3 роки обмеженої гарантії (Поширюється: Протягом 1 року на силові адаптери, джерела живлення і компоненти вентилятора охолодження) Повну версію гарантійних зобов'язань, а також права користувача та обмеження при експлуатації даного продукту дивіться на вебсайті TRENDnet.com.

Certifications

This device can be expected to comply with Part 15 of the FCC Rules provided it is assembled in exact accordance with the instructions provided with this kit.

Operation is subject to the following conditions:

- (1) This device may not cause harmful interference
- (2) This device must accept any interference received including interference that may cause undesired operation.

Applies to PoE Products Only: This product is to be connected only to PoE networks without routing to the outside plant.

Note

The Manufacturer is not responsible for any radio or TV interference caused by unauthorized modifications to this equipment. Such modifications could void the user's authority to operate the equipment.

Advertencia

En todos nuestros equipos se mencionan claramente las características del adaptador de alimentación necesario para su funcionamiento. El uso de un adaptador distinto al mencionado puede producir daños físicos y/o daños al equipo conectado. El adaptador de alimentación debe operar con voltaje y frecuencia de la energía eléctrica domiciliar existente en el país o zona de instalación.



Waste electrical and electronic products must not be disposed of with household waste. Please recycle where facilities exist. Check with your Local Authority or Retailer for recycling advice.

Technical Support

If you have any questions regarding the product installation, please contact our Technical Support.

Toll free US/Canada: 1-866-845-3673

Regional phone numbers available
at www.trendnet.com/support

Product Warranty Registration

Please take a moment to register your product online. Go to TRENDnet's website at:
<http://www.trendnet.com/register>

TRENDnet
20675 Manhattan Place, Torrance, CA 90501, USA
Copyright © 2015. All Rights Reserved. TRENDnet.