



Quick Installation Guide



TEG-S5g
TEG-S8g

Table of Contents

Русский	1
1. Что нужно сделать в самом начале	1
2. Установка оборудования	3
Technical Specifications	4
Troubleshooting	6

1. Что нужно сделать в самом начале



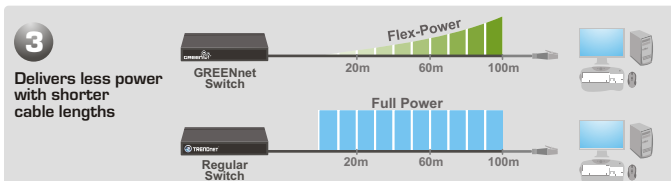
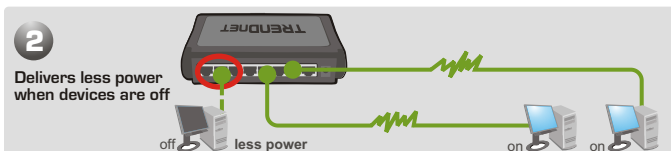
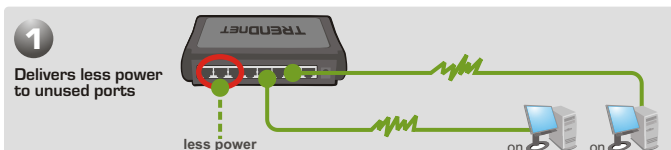
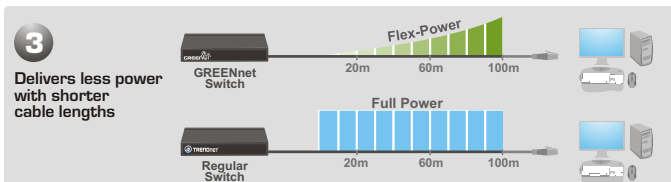
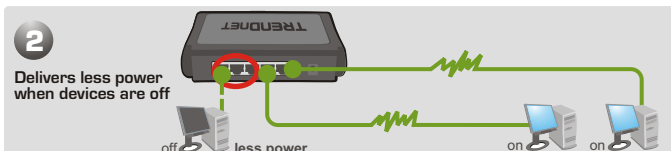
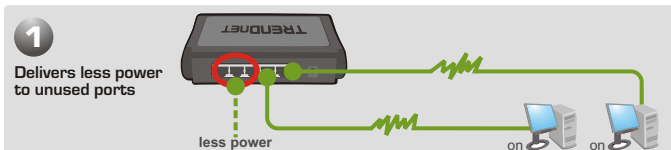
Содержимое упаковки

- TEG-S5g/TEG-S8g
- Руководство по быстрой установке
- Адаптер источника питания

Требования к установке

- Компьютер с соответствующим образом установленным сетевым адаптером
- Сетевой кабель категории 5е или 6
- Поверхность под коммутатором должна выдерживать нагрузку минимум в 1,5 кг
- Сетевая розетка должна располагаться в пределах 1,82 м (6 футов) от коммутатора
- Проверьте надежность подключения адаптера источника питания к гнезду постоянного тока (DC)
- Убедитесь в беспрепятственности отвода тепла от коммутатора и адекватности вентиляции его корпуса
- Не устанавливайте на коммутатор тяжелые предметы

Применение



2. Установка оборудования

1. Подключите адаптер питания к устройству TEG-S5/TEG-S8 и затем к сетевой розетке.



2. Присоедините сетевой кабель категории 5е или 6 RJ-45 от компьютера к порту Ethernet устройства TEG-S5/TEG-S8.



Установка завершена.

Зарегистрируйте свой продукт

Для того, чтобы воспользоваться сервисным обслуживанием и поддержкой на высшем уровне, предлагаем вам зарегистрировать свой продукт в режиме онлайн здесь: <http://www.trendnet.ru/products/registration.php>
Благодарим Вас за то, что Вы выбрали TRENDnet

General	
Standards	IEEE 802.3 10BASE-T Ethernet IEEE 802.3u 100BASE-TX Fast Ethernet IEEE 802.3ab 1000BASE-T Gigabit Ethernet
Protocol	CSMA/CD
Data Transfer Rates	Ethernet: 10Mbps (Half-Duplex), 20Mbps (Full-Duplex) Fast Ethernet: 100Mbps (Half-Duplex), 200Mbps (Full-Duplex) Gigabit Ethernet: 2000Mbps (full-duplex)
Topology	Star
Network Cables	Ethernet: UTP/STP CAT-3, 4, 5 Fast Ethernet: UTP/STP CAT-5, 5E , 6 Gigabit : UTP/STP CAT-5e, CAT-6 (Recommended)
Number of Ports	TEG-S5g: 5 x 10/100Mbps Auto-negotiation, Auto-MDIX ports TEG-S8g: 8 x 10/100Mbps Auto-negotiation, Auto-MDIX ports
LEDs	Per Port: LINK/ACT Per Unit: PWR

Physical and Environmental

DC inputs	Switching Power: 5V DC, 2A Linear Power: 9V DC, 1A
Power Consumption	TEG-S5g: 3W TEG-S8g: 6W
Temperature	Operating: 0° ~ 50°C
Humidity	Operating: 10% ~ 90%
Dimensions (L x W x H)	150 x 105 x 33 mm
Weight	225g
Certification	CE, FCC

Performance

Transmission Method	Store-and-Forward
Packet Filtering/ Forwarding Rate	10Mbps Ethernet: 14,880pps (packet per second) 100Mbps Fast Ethernet: 148,800pps 1000Mbps Gigabit Ethernet: 1,488,000pps
MAC Address Learning	Automatic update
Switch Fabric	TEG-S5g: 10Gbps Forwarding Capacity TEG-S8g: 16Gbps Forwarding Capacity
Filtering Address Table	TEG-S5g: 1K entries per device TEG-S8g: 4K entries per device

Q1: After connecting the Switch to a power outlet, the LEDs do not turn on.

A1: Check the connection of the external power adapter to the TEG-S5g/TEG-S8g and the power outlet. Also check that the power outlet is receiving power.

Q2: When I connect a computer to the Switch port, the PWR and LINK/ACT LED turns on, but the 100/1000Mbps LED remains off or the light is yellow.

A2: When the 100/1000Mbps LED remains off or is yellow, the computer's connection speed is 10Mbps and 100Mbps, respectively. First, check the Ethernet Cable. Make sure you are using CAT-5e or CAT-6 Ethernet Cables. Some CAT-5 cables are not rated to run in Gigabit. Second, make sure that you have a Gigabit Ethernet Adapter installed on your computer.

Q3: After I connect my PCs to the Switch, I am unable to share files.

A3: First, check the LEDs on the Switch. Make sure the LINK/ACT LED is on. Second, check the network cable. The minimum length of the cable is 1.5 meters and the maximum length of the cable is 100 meters. Third, disable any software firewall program. Fourth, verify that you have file sharing enabled. Please contact your operating system support for more information.

Q4: After I connect my PCs to the Switch, I can only get onto the Internet from one computer.

A4: The Switch was not designed to share Internet between multiple computers. You need to get an Internet router, such as the TW100-S4W1CA.

If you still encounter problems or have any questions regarding the TEG-S5g/TEG-S8g please contact Trendnet's Technical Support Department.

Limited Warranty

TRENDnet warrants its products against defects in material and workmanship, under normal use and service, for the following lengths of time from the date of purchase.

TEG-S5g/TEG-S8g	5-Year Limited Warranty
------------------------	--------------------------------

If a product does not operate as warranted above during the applicable warranty period, TRENDnet shall, at its option and expense, repair the defective product or deliver to customer an equivalent product to replace the defective item. All products that are replaced will become the property of TRENDnet. Replacement products may be new or reconditioned.

TRENDnet shall not be responsible for any software, firmware, information, or memory data of customer contained in, stored on, or integrated with any products returned to TRENDnet pursuant to any warranty.

There are no user serviceable parts inside the product. Do not remove or attempt to service the product through any unauthorized service center. This warranty is voided if (i) the product has been modified or repaired by any unauthorized service center, (ii) the product was subject to accident, abuse, or improper use (iii) the product was subject to conditions more severe than those specified in the manual.

Warranty service may be obtained by contacting TRENDnet office within the applicable warranty period for a Return Material Authorization (RMA) number, accompanied by a copy of the dated proof of the purchase. Products returned to TRENDnet must be pre-authorized by TRENDnet with RMA number marked on the outside of the package, and sent prepaid, insured and packaged appropriately for safe shipment.

WARRANTIES EXCLUSIVE: IF THE TRENDNET PRODUCT DOES NOT OPERATE AS WARRANTED ABOVE, THE CUSTOMER'S SOLE REMEDY SHALL BE, AT TRENDNET'S OPTION, REPAIR OR REPLACEMENT. THE FOREGOING WARRANTIES AND REMEDIES ARE EXCLUSIVE AND ARE IN LIEU OF ALL OTHER WARRANTIES, EXPRESSED OR IMPLIED, EITHER IN FACT OR BY OPERATION OF LAW, STATUTORY OR OTHERWISE, INCLUDING WARRANTIES OF MERCHANTABILITY AND FITNESS FOR A PARTICULAR PURPOSE. TRENDNET NEITHER ASSUMES NOR AUTHORIZES ANY OTHER PERSON TO ASSUME FOR IT ANY OTHER LIABILITY IN CONNECTION WITH THE SALE, INSTALLATION, MAINTENANCE OR USE OF TRENDNET'S PRODUCTS.

TRENDNET SHALL NOT BE LIABLE UNDER THIS WARRANTY IF ITS TESTING AND EXAMINATION DISCLOSE THAT THE ALLEGED DEFECT IN THE PRODUCT DOES NOT EXIST OR WAS CAUSED BY CUSTOMER'S OR ANY THIRD PERSON'S MISUSE, NEGLIGENCE, IMPROPER INSTALLATION OR TESTING, UNAUTHORIZED ATTEMPTS TO REPAIR OR MODIFY, OR ANY OTHER CAUSE BEYOND THE RANGE OF THE INTENDED USE, OR BY ACCIDENT, FIRE, LIGHTNING, OR OTHER HAZARD.

LIMITATION OF LIABILITY: TO THE FULL EXTENT ALLOWED BY LAW TRENDNET ALSO EXCLUDES FOR ITSELF AND ITS SUPPLIERS ANY LIABILITY, WHETHER BASED IN CONTRACT OR TORT (INCLUDING NEGLIGENCE), FOR INCIDENTAL, CONSEQUENTIAL, INDIRECT, SPECIAL, OR PUNITIVE DAMAGES OF ANY KIND, OR FOR LOSS OF REVENUE OR PROFITS, LOSS OF BUSINESS, LOSS OF INFORMATION OR DATA, OR OTHER FINANCIAL LOSS ARISING OUT OF OR IN CONNECTION WITH THE SALE, INSTALLATION, MAINTENANCE, USE, PERFORMANCE, FAILURE, OR INTERRUPTION OF THE POSSIBILITY OF SUCH DAMAGES, AND LIMITS ITS LIABILITY TO REPAIR, REPLACEMENT, OR REFUND OF THE PURCHASE PRICE PAID, AT TRENDNET'S OPTION. THIS DISCLAIMER OF LIABILITY FOR DAMAGES WILL NOT BE AFFECTED IF ANY REMEDY PROVIDED HEREIN SHALL FAIL OF ITS ESSENTIAL PURPOSE.

Governing Law: This Limited Warranty shall be governed by the laws of the state of California.

Note: AC/DC Power Adapter, Cooling Fan, Cables and Power Supply carry a 1-Year Warranty

Certifications

This equipment has been tested and found to comply with FCC and CE Rules.

Operation is subject to the following two conditions:

- (1) This device may not cause harmful interference.
- (2) This device must accept any interference received. Including interference that may cause undesired operation.



Waste electrical and electronic products must not be disposed of with household waste. Please recycle where facilities exist. Check with you Local Authority or Retailer for recycling advice.



NOTE: THE MANUFACTURER IS NOT RESPONSIBLE FOR ANY RADIO OR TV INTERFERENCE CAUSED BY UNAUTHORIZED MODIFICATIONS TO THIS EQUIPMENT. SUCH MODIFICATIONS COULD VOID THE USER'S AUTHORITY TO OPERATE THE EQUIPMENT.

ADVERTENCIA

En todos nuestros equipos se mencionan claramente las características del adaptador de alimentación necesario para su funcionamiento. El uso de un adaptador distinto al mencionado puede producir daños físicos y/o daños al equipo conectado. El adaptador de alimentación debe operar con voltaje y frecuencia de la energía eléctrica domiciliar existente en el país o zona de instalación.



TRENDnet®

Product Warranty Registration

Please take a moment to register your product online.
Go to TRENDnet's website at <http://www.trendnet.com/register>

TRENDnet®

20675 Manhattan Place
Torrance, CA 90501
USA