


TEG-S50TXE

User's Guide

Version 10.18.2005



TRENDnet

Table of Contents

English	1
1. Introduction	1
2. Unpacking and Setup	2
3. Identifying External Components	4
Română	6
1. Introducere	6
2. Despachetare si instalare	7
3. Identificarea componentelor externe	9
Technical Specifications	11

This section describes the features of the 5-Port 1000BASE-T Gigabit Ethernet Switch.

Features

The 5-Port 1000BASE-T Gigabit Ethernet Switch was designed for easy installation and high performance in an environment where traffic on the network and the number of users increase continuously.

- 5 1000BASE-T Gigabit Ethernet ports
- Supports Auto-Negotiation for 10/100/1000Mbps and duplex mode
- Supports Auto-MDIX for each port
- Support Full/Half duplex transfer mode for 10 and 100Mbps
- Support Full duplex transfer mode for 1000Mbps
- Full wire speed reception and transmission
- Store-and-Forward switching method
- Supports 8K absolute MAC addresses
- Supports 256KBytes RAM for data buffering
- Extensive front-panel diagnostic LEDs
- IEEE 802.3x flow control for full-duplex
- Back pressure flow control for half-duplex

2. Unpacking and Setup

This chapter provides unpacking and setup information for the Switch.

Unpacking

Open the shipping carton of the Switch and carefully unpack its contents. The carton should contain the following items:



If any item is found missing or damaged, please contact your local reseller for replacement.

Setup

The setup of the Switch can be performed using the following steps:


- Install the Switch in a fairly cool and dry place. See Technical Specification for the acceptable operation temperature and humidity ranges.
- Install the Switch in a site free from strong electromagnetic source, vibration, dust, and direct sunlight.
- Leave at least 10cm of space at the left and right hand side of the Switch for ventilation.
- Visually inspect the DC power jack and make sure that it is fully secured to the power adapter.

3. Identifying External Components

This chapter describes the front panel, rear panel and LED indicators of the Switch

Front Panel

The figure below shows the front panels of the switch.



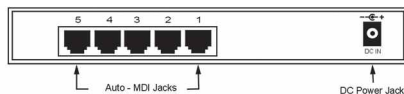
Front panel view of the Switch

LED Indicators

Comprehensive LED indicators display the conditions of the Switch and status of the network. A description of these LED indicators follows (see LED Indicators).

Rear Panel

The rear panel of the Switch consists of an DC power connector. The following figure shows the rear panel of the Switch.



Rear panel view of the Switch

DC Power Jack:

Power is supplied through an external AC power adapter. Check the technical specification section for information about the AC power input voltage.

1000BASE-T Ports:

Five Gigabit Ethernet ports of 10/100/1000Mbps Auto-Negotiation interface.

LED Indicators

The LED indicators of the Switch include Power, Link/Act, 1000Mbps and 100Mbps. The following shows the LED indicators for the Switch along with an explanation of each indicator.

Power:

- This indicator lights green when the Switch is receiving power, otherwise, it is off.

Link/ACT:

- These LED indicators are lighted up when there is a secure connection (or link) to the desired port. The LED indicators blinking whenever there is reception or transmission (i.e. ActivityAct) of data occurring at a port.

1000Mbps:

- These LED indicators are lighted up when there is a secure connection (or link) to 1000Mbps Gigabit Ethernet device at the desired port.

100Mbps:

- These LED indicators are lighted up when there is a secure connection (or link) to 100Mbps Fast Ethernet device at the desired port.

When the connection (or link) is 10Mbps, both of 1000Mbps and 100Mbps LED indicators are off.

1. Introducere

Aceasta secțiune descrie caracteristicile switch-ului cu 5 porturi 1000BASE-T Gigabit Ethernet.

Caracteristici

Switch-ul cu 5 porturi 1000BASE-T Gigabit Ethernet a fost creat pentru o instalare rapidă și performanță înaltă într-un mediu unde traficul din rețea și numărul de utilizatori crește continuu.

- 5 porturi 1000BASE-T Gigabit Ethernet
- Suportă Auto-Negociere pentru 10/100/1000Mbps și mod duplex
- Suportă Auto-MDIX pentru fiecare port
- Suportă mod de transfer Full/Half duplex pentru 10 și 100Mbps
- Suportă mod de transfer Full duplex pentru 1000Mbps
- Recepție și transmisie Full wire speed
- Metoda de comutare Store-and-Forward
- Suportă adrese 8K absolut MAC
- Suportă 256KBytes RAM pentru buffer date
- Panou frontal cu LED-uri de diagnosticare extensivă
- Control trafic IEEE 802.3x pentru full-duplex
- Control trafic pentru half-duplex

2. Despachetare si instalare

Acest capitol ofera informatii despre despachetare si instalare a switch-ului.

Despachetare

Deschideti cartonul switch-ului si despachetati cu grija continutul. Cutia ar trebui sa contina urmatoarele obiecte:



Daca vreunul dintre obiecte lipseste sau e deteriorat, va rugam sa contactati vanzatorul local pentru inlocuire.

Instalare

Instalarea switch-ului poate fi facuta urmand acesti pasi:

- Instalati switch-ul intr-un loc racoros si uscat. Vedeti Specificatii tehnice pentru temperatura de operare si gradul de umiditate acceptabile.
- Instalati switch-ul intr-un loc fara surse electromagnetice puternice, vibratii, praf si lumina solara directa.
- Lasati cel putin 10cm de spatiu pe lateralele switch-ului pentru ventilare.
- Inspectati vizual mufa alimentatorului DC si asigurati-va ca este bine fixat in adaptorul de alimentare.

3. Identificare componente externe

Acest capitol descrie panoul frontal, cel dorsal si indicatorii LED ai switch-ului

Panoul frontal

Figura de mai jos arata panoul frontal al switch-ului.



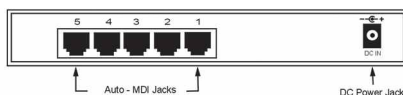
Panoul frontal al switch-ului

Indicatorii LED

Indicatorii LED afiseaza situatia switch-ului si starea rezelei. O descriere a acestor indicatoare LED poate fi gasita mai jos (vedeti Indicatorii LED).

Panoul dorsal

Panoul dorsal al switch-ului contine conectorii Auto-MDI si conectorul pentru adaptorul de alimentare DC. Urmatoarea figura arata panoul dorsal al switch-ului.



Vedere panou dorsal al switch-ului

Conector alimentare DC:

Energia este furnizata printr-un adaptor extern de alimentare AC. Verificati sectiunea Specificatii tehnice pentru informatii despre voltaj.

Porturi 1000BASE-T:

Interfata cu cinci porturi Gigabit Ethernet de 10/100/1000Mbps Auto-Negociere.

Indicatori LED

Indicatorii LED ai switch-ului includ Power, Link/Act, 1000Mbps si 100Mbps. In cele ce urmeaza se arata indicatorii LED pentru switch impreuna cu o explicatie pentru fiecare indicator.

Power:

- Acest indicator lumineaza verde cand switch-ul este alimentat, altfel, este stins.

Link/ACT:

- Acesti indicatori LED se aprind cand exista o conexiune sigura (sau legatura) la portul dorit. Indicatoarele LED lumineaza intermitent de fiecare data cand exista o receptie sau transmitere (ex: ActivitateAct) de date pe un port.

1000Mbps:

- Acesti indicatori LED se aprind cand exista o conexiune sigura (sau legatura) la dispozitivul 1000Mbps Gigabit Ethernet pe portul dorit.

100Mbps:

- Acesti indicatori LED se aprind cand exista o conexiune sigura (sau legatura) la dispozitivul 100Mbps Fast Ethernet pe portul dorit.

Cand conexiunea (sau legatura) este 10Mbps, ambele LED-uri de la 1000Mbps si 100Mbps LED sunt stinse.

Technical Specifications

General	
Standards:	IEEE 802.3ab 1000BASE-T IEEE 802.3u 100BASE-TX IEEE 802.3 10BASE-T IEEE 802.3x Flow Control
Protocol:	CSMA/CD
Rata Transfer Date:	<u>Ethernet</u> : 10 Mbps (half-duplex), 20 Mbps (full-duplex) <u>Fast Ethernet</u> : 100 Mbps (half-duplex), 200 Mbps (full-duplex) <u>Gigabit Ethernet</u> : 2000 Mbps (full duplex)
Topology:	Star
Network Cables:	<u>Ethernet</u> : 2-pair UTP Cat. 3,4,5, Unshield Twisted Pair (UTP)Cable <u>Fast Ethernet</u> : 2-pair UTP Cat. 5, Unshield Twisted Pair (UTP)Cable <u>Gigabit Ethernet</u> : 4-pair UTP Cat. 5, Unshield Twisted Pair (UTP)Cable
Number of Ports:	Five(5) 1000BASE-T Gigabit Ethernet ports

Physical and Environmental	
DC inputs:	7.5V 1.5A
Power Consumption:	8.5 watts maximum
Operating Temperature:	0° ~ 40° C
Storage Temperature:	-10°C ~ 70°C
Humidity:	5% ~ 95% RH, non-condensing
Dimensions:	171 x 98 x 29 mm (W x H x D)
Certification:	FCC Class A, CE Marking Class A, VCCI Class A

Performance	
Transmission Method:	Store-and-forward
RAM Buffer:	256K Bytes per device
Filtering Address Table:	8K MAC address per device
Packet Filtering/ Forwarding Rate:	FCC Class A, CE Marking Class A, VCCI Class A
MAC Address Learning:	Self-learning, auto-aging

FCC Warning

This equipment has been tested and found to comply with the regulations for a Class A digital device, pursuant to Part 15 of the FCC Rules. These limits are designed to provide reasonable protection against harmful interference when the equipment is operated in a commercial environment. This equipment generates, uses, and can radiate radio frequency energy and, if not installed and used in accordance with this user's guide, may cause harmful interference to radio communications. Operation of this equipment in a residential area is likely to cause harmful interference, in which case the user will be required to correct the interference at his own expense.

CE Mark Warning

This is a Class A product. In a domestic environment, this product may cause radio interference, in which case the user may be required to take adequate measures.

VCCI Warning

This is a product of VCCI Class A Compliance.

注意

この装置は、情報処理装置等電波障害自主規制協議会 (VCCI) の基準に基づく第一種情報技術装置です。この装置を家庭環境で使用すると電波妨害を引き起こすことがあります。この場合には使用者が適切な対策を講ずるよう要求されることがあります。



Certifications

This equipment has been tested and found to comply with FCC and CE Rules. Operation is subject to the following two conditions:

- (1) This device may not cause harmful interference.
- (2) This device must accept any interference received.
Including interference that may cause undesired operation.



NOTE: THE MANUFACTURER IS NOT RESPONSIBLE FOR ANY RADIO OR TV INTERFERENCE CAUSED BY UNAUTHORIZED MODIFICATIONS TO THIS EQUIPMENT. SUCH MODIFICATIONS COULD VOID THE USER'S AUTHORITY TO OPERATE THE EQUIPMENT.

Limited Warranty

TRENDware warrants its products against defects in material and workmanship, under normal use and service, for the following lengths of time from the date of purchase.

Wired Products - 5 Years Warranty

If a product does not operate as warranted above during the applicable warranty period, TRENDware shall, at its option and expense, repair the defective product or part, deliver to customer an equivalent product or part to replace the defective item, or refund to customer the purchase price paid for the defective product. All products that are replaced will become the property of TRENDware. Replacement products may be new or reconditioned.

TRENDware shall not be responsible for any software, firmware, information, or memory data of customer contained in, stored on, or integrated with any products returned to TRENDware pursuant to any warranty.

There are no user serviceable parts inside the product. Do not remove or attempt to service the product by any unauthorized service center. This warranty is voided if (i) the product has been modified or repaired by any unauthorized service center, (ii) the product was subject to accident, abuse, or improper use (iii) the product was subject to conditions more severe than those specified in the manual.

Warranty service may be obtained by contacting TRENDware office within the applicable warranty period for a Return Material Authorization (RMA) number, accompanied by a copy of the dated proof of the purchase. Products returned to TRENDware must be pre-authorized by TRENDware with RMA number marked on the outside of the package, and sent prepaid, insured and packaged appropriately for safe shipment.

WARRANTIES EXCLUSIVE: IF THE TRENDWARE PRODUCT DOES NOT OPERATE AS WARRANTED ABOVE, THE CUSTOMER'S SOLE REMEDY SHALL BE, AT TRENDWARE'S OPTION, REPAIR OR REPLACEMENT. THE FOREGOING WARRANTIES AND REMEDIES ARE EXCLUSIVE AND ARE IN LIEU OF ALL OTHER WARRANTIES, EXPRESSED OR IMPLIED, EITHER IN FACT OR BY OPERATION OF LAW, STATUTORY OR OTHERWISE, INCLUDING WARRANTIES OF MERCHANTABILITY AND FITNESS FOR A PARTICULAR PURPOSE. TRENDWARE NEITHER ASSUMES NOR AUTHORIZES ANY OTHER PERSON TO ASSUME FOR IT ANY OTHER LIABILITY IN CONNECTION WITH THE SALE, INSTALLATION MAINTENANCE OR USE OF TRENDWARE'S PRODUCTS.

TRENDWARE SHALL NOT BE LIABLE UNDER THIS WARRANTY IF ITS TESTING AND EXAMINATION DISCLOSE THAT THE ALLEGED DEFECT IN THE PRODUCT DOES NOT EXIST OR WAS CAUSED BY CUSTOMER'S OR ANY THIRD PERSON'S MISUSE, NEGLIGENCE, IMPROPER INSTALLATION OR TESTING, UNAUTHORIZED ATTEMPTS TO REPAIR OR MODIFY, OR ANY OTHER CAUSE BEYOND THE RANGE OF THE INTENDED USE, OR BY ACCIDENT, FIRE, LIGHTNING, OR OTHER HAZARD.

LIMITATION OF LIABILITY: TO THE FULL EXTENT ALLOWED BY LAW TRENDWARE ALSO EXCLUDES FOR ITSELF AND ITS SUPPLIERS ANY LIABILITY, WHETHER BASED IN CONTRACT OR TORT (INCLUDING NEGLIGENCE), FOR INCIDENTAL, CONSEQUENTIAL, INDIRECT, SPECIAL, OR PUNITIVE DAMAGES OF ANY KIND, OR FOR LOSS OF REVENUE OR PROFITS, LOSS OF BUSINESS, LOSS OF INFORMATION OR DATA, OR OTHER FINANCIAL LOSS ARISING OUT OF OR IN CONNECTION WITH THE SALE, INSTALLATION, MAINTENANCE, USE, PERFORMANCE, FAILURE, OR INTERRUPTION OF THE POSSIBILITY OF SUCH DAMAGES, AND LIMITS ITS LIABILITY TO REPAIR, REPLACEMENT, OR REFUND OF THE PURCHASE PRICE PAID, AT TRENDWARE'S OPTION. THIS DISCLAIMER OF LIABILITY FOR DAMAGES WILL NOT BE AFFECTED IF ANY REMEDY PROVIDED HEREIN SHALL FAIL OF ITS ESSENTIAL PURPOSE.

Governing Law: This Limited Warranty shall be governed by the laws of the state of California.

AC/DC Power Adapter, Cooling Fan, and Power Supply carry a 1 Year Warranty



TRENDnet

Product Warranty Registration

Please take a moment to register your product online.
Go to TRENDnet's website at <http://www.TRENDNET.com>

TRENDnet Technical Support

US/Canada Support Center

Contact

Telephone: 1(888) 777-1550

Fax: 1(310) 626-6267

Email: support@trendnet.com

Tech Support Hours

7:30am - 6:00pm Pacific Standard Time

Monday - Friday

European Support Center

Contact

Telephone

Deutsch : +49 (0) 6331 / 268-460

Français : +49 (0) 6331 / 268-461

0800-907-161 (numéro vert)

Español : +49 (0) 6331 / 268-462

English : +49 (0) 6331 / 268-463

Italiano : +49 (0) 6331 / 268-464

Dutch : +49 (0) 6331 / 268-465

Eesti : +372-6593613 (9.00AM to 5:00PM)

Fax: +49 (0) 6331 / 268-466

Tech Support Hours

8:00am - 6:00pm Middle European Time

Monday - Friday

TRENDnet

3135 Kashiwa Street. Torrance, CA 90505

<http://www.trendnet.com>