



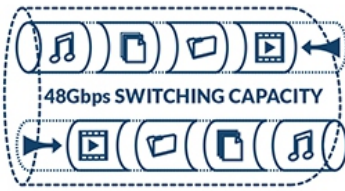


## 24-Port Gigabit Desktop Switch

TEG-S25D (v1.0R)

- 24 x Gigabit RJ-45 ports
- Sturdy metal desktop switch
- Built-in power supply
- 48Gbps forwarding capacity
- Fanless design
- 1U rackmount brackets included

The 24-Port Gigabit Desktop Switch, model TEG-S25D, provides high bandwidth performance, ease of use, and reliability. Boost office network efficiency and eliminate network congestion with gigabit speeds and a total switching capacity of 48Gbps with full-duplex mode. A built-in universal power supply reduces cable clutter and diagnostic LEDs help with network troubleshooting. Plug and play this sturdy metal switch for reliable high-speed network connectivity.



### Gigabit Speeds

Gigabit ports provide high-speed network connections to 24 devices, and a 48Gbps switching capacity allows data traffic to flow smoothly, reducing traffic bottlenecks.

### Housing Design

With a compact and sturdy metal housing design, this switch is well-suited for desktop or rackmount installations (brackets included).

### Fanless

Fanless design lowers energy consumption and reduces distracting operating noise.

## NETWORKING SOLUTION



LED indicators

24x Gigabit ports



Power

## FEATURES



### Plug and Play

Simply power up the switch and plug in connected devices



### Ports

24 x Gigabit Ethernet ports



### Switching Capacity

48Gbps switching capacity



### Housing Design

With a compact and sturdy metal housing design, this switch is well-suited for desktop or rackmount installations (brackets included).



### Jumbo Frame

Sends larger packets, or Jumbo Frames (up to 9KB), for increased performance



### Fanless

Fanless design lowers energy consumption and eliminates operating noise



### LED Indicators

LEDs convey power, link and activity



### Internal Power Supply

100~240VAC, 50/60Hz internal universal switching power supply

## SPECIFICATIONS

### Standards

- IEEE 802.3
- IEEE 802.3u
- IEEE 802.3x
- IEEE 802.3ab

### Device Interface

- 24x Gigabit ports
- LED indicators

### Data Transfer Rate

- Ethernet: 10Mbps (half duplex), 20Mbps (full duplex)
- Fast Ethernet: 100Mbps (half duplex), 200Mbps (full duplex)
- Gigabit: 2000Mbps (full duplex)

### Performance

- Switching Capacity: 48Gbps
- RAM Buffer: 512KB
- MAC Address Table: 8K entries
- Forwarding Rate: 35.71Mpps (64-byte packet size)
- Jumbo Frames: 9KB

### Special Features

- Rack Mountable

### Power

- Internal power supply: 100 – 240V AC, 50/60 Hz, 1A
- Max. Consumption: 14.24W

### Fan/Acoustics

- Fanless design

### MTBF

- 364,460 hours

### Operating Temperature

- 0° – 40° C (32° – 104° F)

### Operating Humidity

- Max. 90% non-condensing

### Dimensions (L x W x H)

- 267 x 162 x 42mm (10.51 x 6.38 x 1.65 in.)

### Weight

- 1.3kg (2.93 lbs.)

### Certifications

- FCC
- CE
- ETL

### Warranty

- 3 year

### Package Contents

- TEG-S25D
- Quick Installation Guide
- Rack Mount Kit
- Power Cord (1.5m / 4.9 ft.)

All references to speed are for comparison purposes only. Product specifications, size, and shape are subject to change without notice, and actual product appearance may differ from that depicted herein.