



Quick Installation Guide



TE100-S16
TE100-S24

Table of Contents

Français	1
1. Avant de commencer	1
2. Installation du matériel	2
Technical Specifications	4
Troubleshooting	6

1. Avant de commencer



Contenu de l'emballage

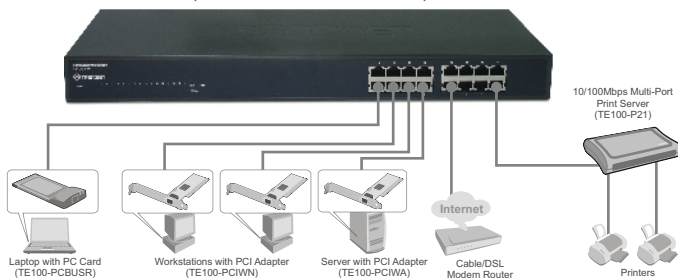
- TE100-S16/TE100-S24
- Guide d'installation rapide
- Cordon d'alimentation
- Kit de montage

Configuration du système

- Un ordinateur avec un adaptateur réseau correctement installé.
- Un environnement assez frais et sec
- Un environnement exempt de toute source de génération de champ électromagnétique fort (comme les moteurs), de vibration, de poussières et veillez à ce qu'il ne soit pas directement exposé aux rayons du soleil.
- Laissez au moins 10 cm d'espace libre à l'avant et à l'arrière du Switch à des fins de ventilation.
- Rack EIA standard de 19 pouces ou une surface plane pouvant supporter le poids du Switch

Application

16/24 Ports 10/100Mbps Fast Ethernet Switch (TE100-S16 or TE100-S24)




2. Installation du matériel

1. Branchez le **Cordon d'alimentation** à l'arrière du TE100-S16/TE100-S24 et à une prise de courant.



2. Branchez un câble réseau CAT-5 RJ-45 de l'ordinateur vers un port Ethernet disponible du TE100-S16/TE100-S24.



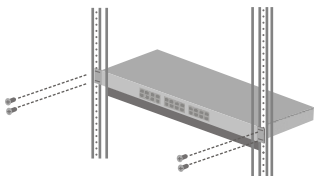
Montage du rack

Le commutateur peut être installé dans un rack EIA standard de 19 pouces qui peut être placé dans une armoire de répartition avec les autres équipements.

3. Attachez les supports de montage des deux côtés du switch et fixez-les avec les vis fournies.



4. Installez soigneusement le switch dans le rack. Alignez le support sur les trous des vis du rack et utilisez les vis fournies avec le matériel pour installer le switch.



General	
Standards	IEEE 802.3 10BASE-T Ethernet IEEE 802.3u 100BASE-TX Fast Ethernet IEEE 802.3x Full-Duplex Flow Control
Protocol	CSMA/CD
Data Transfer Rates	Ethernet: 10Mbps (Half-Duplex), 20Mbps (Full-Duplex) Fast Ethernet: 100Mbps (Half-Duplex), 200Mbps (Full-Duplex)
Topology	Star
Network Cables	Ethernet: UTP/STP CAT-3, 4, 5 Fast Ethernet: UTP/STP CAT-5, 5E, 6
Number of Ports	16 or 24 x 10/100Mbps Auto-negotiation, Auto-MDIX

Performance	
Transmission Method	Store-and-forward
Switching Capacity	TE100-S16 : 3.2Gbps TE100-S24 : 4.8Gbps
Packet Filtering/ Forwarding Rate	Ethernet: 14,880pps (packet per second) Fast Ethernet: 148,800pps (packet per second)
MAC Address Learning	Self-learning, Auto-aging
RAM Buffer	TE100-S16: 512Kbits per device TE100-S24: 2.5Mbits per device
Filtering Address Table	8K entries per device

Physical and Environmental

Power	100-240VAC. 50/60Hz. Internal Power Supply
Power Consumption	TE100-S16: 6W (Max) TE100-S24: 10W (Max)
Temperature	Operating: 0° ~ 40° C, Storage: -10° ~ 70° C
Humidity	Operating: 10% ~ 90%, Storage: 5% ~ 90%
Dimensions (L x W x H)	440 x 140 x 44 mm
Weight	2kg
Certification	FCC, CE

Q1: After connecting the Switch to a power outlet, the LEDs do not turn on.

A1: Check the connection of the external power adapter to the TE100-S16/TE100-S24 and the power outlet. Also check that the power outlet is receiving power.

Q2: When I connect a computer to the Switch's port, the LINK/ACT LED turns on, but the 100Mbps LED remains off.

A2: When the 100Mbps LED remains off, the computer's connection speed is 10Mbps.

Q3: After I connect my PCs to the Switch, I am unable to share files.

A3: First, check the LEDs on the Switch. Make sure the LINK/ACT LED is on. Second, check the network cable. The minimum length of the cable is 1.5 meters and the maximum length of the cable is 100 meters. Third, disable any software firewall program. Fourth, verify that you have file sharing enabled. Please contact your operating system provider for more information.

Q4: After I connect my PCs to the Switch, I can only get onto the Internet from one computer.

A4: The Switch was not designed to share Internet between multiple computers. You need to install an Internet router such as the TRENDnet TW100-S4W1CA.

If you still encounter problems or have any questions regarding the TE100-S16/TE100-S24 please contact TRENDnet's Technical Support Department.

Limited Warranty

TRENDnet warrants its products against defects in material and workmanship, under normal use and service, for the following lengths of time from the date of purchase.

TE100-S16/TE100-S24 - 5-Year Warranty

If a product does not operate as warranted above during the applicable warranty period, TRENDnet shall, at its option and expense, repair the defective product or deliver to customer an equivalent product to replace the defective item. All products that are replaced will become the property of TRENDnet. Replacement products may be new or reconditioned.

TRENDnet shall not be responsible for any software, firmware, information, or memory data of customer contained in, stored on, or integrated with any products returned to TRENDnet pursuant to any warranty.

There are no user serviceable parts inside the product. Do not remove or attempt to service the product through any unauthorized service center. This warranty is voided if (i) the product has been modified or repaired by any unauthorized service center, (ii) the product was subject to accident, abuse, or improper use (iii) the product was subject to conditions more severe than those specified in the manual.

Warranty service may be obtained by contacting TRENDnet office within the applicable warranty period for a Return Material Authorization (RMA) number, accompanied by a copy of the dated proof of the purchase. Products returned to TRENDnet must be pre-authorized by TRENDnet with RMA number marked on the outside of the package, and sent prepaid, insured and packaged appropriately for safe shipment.

WARRANTIES EXCLUSIVE: IF THE TRENDNET PRODUCT DOES NOT OPERATE AS WARRANTED ABOVE, THE CUSTOMER'S SOLE REMEDY SHALL BE, AT TRENDNET'S OPTION, REPAIR OR REPLACEMENT. THE FOREGOING WARRANTIES AND REMEDIES ARE EXCLUSIVE AND ARE IN LIEU OF ALL OTHER WARRANTIES, EXPRESSED OR IMPLIED, EITHER IN FACT OR BY OPERATION OF LAW, STATUTORY OR OTHERWISE, INCLUDING WARRANTIES OF MERCHANTABILITY AND FITNESS FOR A PARTICULAR PURPOSE. TRENDNET NEITHER ASSUMES NOR AUTHORIZES ANY OTHER PERSON TO ASSUME FOR IT ANY OTHER LIABILITY IN CONNECTION WITH THE SALE, INSTALLATION, MAINTENANCE OR USE OF TRENDNET'S PRODUCTS.

TRENDNET SHALL NOT BE LIABLE UNDER THIS WARRANTY IF ITS TESTING AND EXAMINATION DISCLOSE THAT THE ALLEGED DEFECT IN THE PRODUCT DOES NOT EXIST OR WAS CAUSED BY CUSTOMER'S OR ANY THIRD PERSON'S MISUSE, NEGLIGENCE, IMPROPER INSTALLATION OR TESTING, UNAUTHORIZED ATTEMPTS TO REPAIR OR MODIFY, OR ANY OTHER CAUSE BEYOND THE RANGE OF THE INTENDED USE, OR BY ACCIDENT, FIRE, LIGHTNING, OR OTHER HAZARD.

LIMITATION OF LIABILITY: TO THE FULL EXTENT ALLOWED BY LAW TRENDNET ALSO EXCLUDES FOR ITSELF AND ITS SUPPLIERS ANY LIABILITY, WHETHER BASED IN CONTRACT OR TORT (INCLUDING NEGLIGENCE), FOR INCIDENTAL, CONSEQUENTIAL, INDIRECT, SPECIAL, OR PUNITIVE DAMAGES OF ANY KIND, OR FOR LOSS OF REVENUE OR PROFITS, LOSS OF BUSINESS, LOSS OF INFORMATION OR DATA, OR OTHER FINANCIAL LOSS ARISING OUT OF OR IN CONNECTION WITH THE SALE, INSTALLATION, MAINTENANCE, USE, PERFORMANCE, FAILURE, OR INTERRUPTION OF THE POSSIBILITY OF SUCH DAMAGES, AND LIMITS ITS LIABILITY TO REPAIR, REPLACEMENT, OR REFUND OF THE PURCHASE PRICE PAID, AT TRENDNET'S OPTION. THIS DISCLAIMER OF LIABILITY FOR DAMAGES WILL NOT BE AFFECTED IF ANY REMEDY PROVIDED HEREIN SHALL FAIL OF ITS ESSENTIAL PURPOSE.

Governing Law: This Limited Warranty shall be governed by the laws of the state of California.

Note: AC/DC Power Adapter, Cooling Fan, and Power Supply carry 1-Year Warranty

Certifications

This equipment has been tested and found to comply with FCC and CE Rules.

Operation is subject to the following two conditions:

- (1) This device may not cause harmful interference.
- (2) This device must accept any interference received. Including interference that may cause undesired operation.



Waste electrical and electronic products must not be disposed of with household waste. Please recycle where facilities exist. Check with you Local Authority or Retailer for recycling advice.



NOTE: THE MANUFACTURER IS NOT RESPONSIBLE FOR ANY RADIO OR TV INTERFERENCE CAUSED BY UNAUTHORIZED MODIFICATIONS TO THIS EQUIPMENT. SUCH MODIFICATIONS COULD VOID THE USER'S AUTHORITY TO OPERATE THE EQUIPMENT.

ADVERTENCIA

En todos nuestros equipos se mencionan claramente las características del adaptador de alimentación necesario para su funcionamiento. El uso de un adaptador distinto al mencionado puede producir daños físicos y/o daños al equipo conectado. El adaptador de alimentación debe operar con voltaje y frecuencia de la energía eléctrica domiciliar existente en el país o zona de instalación.



TRENDnet Technical Support

US • Canada

Toll Free Telephone: 1(866) 845-3673

24/7 Tech Support



Europe (Germany • France • Italy • Spain • Switzerland • UK)

Toll Free Telephone: +00800 60 76 76 67

English/Espanol - 24/7

Francais/Deutsch - 11am-8pm, Monday - Friday MET

Worldwide

Telephone: +{(31) (0) 20 504 05 35

English/Espanol - 24/7

Francais/Deutsch - 11am-8pm, Monday - Friday MET

Product Warranty Registration

Please take a moment to register your product online.

Go to TRENDnet's website at <http://www.trendnet.com>

TRENDNET[®]

20675 Manhattan Place

Torrance, CA 90501

USA