



12-Port Cat6 Unshielded Wall Mount Patch Panel with Included 89D Bracket

TC-P12C6V (v1.0R)

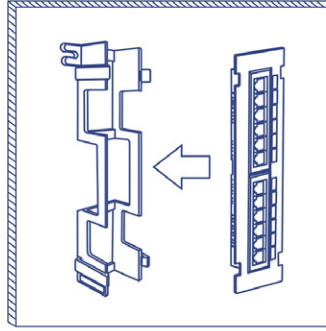
- 12-Port Cat6 Wall Mount Patch Panel
- Compatible with Cat5e and Cat6
- 10-inch-wide patch panel is well suited for home and SMB applications
- Color-coded labeling for T568A and T568B wiring schemes
- Included 89D wall mount bracket for vertical or horizontal installations
- Organize cable connections with included ties, and port labeling
- 110 IDC type terminal blocks (use 110 or Krone type tool)
- Use with TRENDnet TC-PDT Punch Down Tool (sold separately)
- Supports ANSI/EIA/TIA 568-B.2-1 and ISO/IEC 11801
- 90° angle type
- Operating temperature: -25° – 50° C (-13° – 122° F)
- Designed for Category 6 cabling
- 3-year warranty

TRENDnet's 12-Port Cat6 Unshielded Wall Mount Patch Panel with Included 89D Bracket, model TC-P12C6V, provides a 250MHz connection to 12 x Gigabit RJ-45 Ethernet ports. This 10-inch, Cat6 wall mount patch panel is well suited for both home or SMB applications. Control cable clutter with included removable cable pass-through holders and cable ties. A writing surface above each port allows users to label respective connections. This compact/mini patch panel also includes an 89D wall mount bracket for vertical or horizontal installations. The snap-in style wall mount bracket design provides quick and easy access to cable connections when needed for installation or troubleshooting. Use the Cat6 wall mount patch panel with TRENDnet's Punch Down Tool with 110 and Krone Blades, model TC-PDT, and RJ-11/RJ-45 Crimp/Cut/Strip Tool, model TC-CT68.



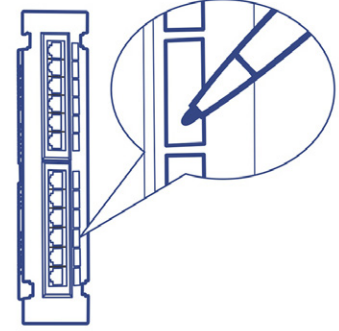
Cat6 Performance

Provides performance of up to 5Gbps speeds at 100m for 10/100/1000/2.5G/5GBASE-T connections, and 10Gbps speeds at 55m for 10GBASE-T connections.



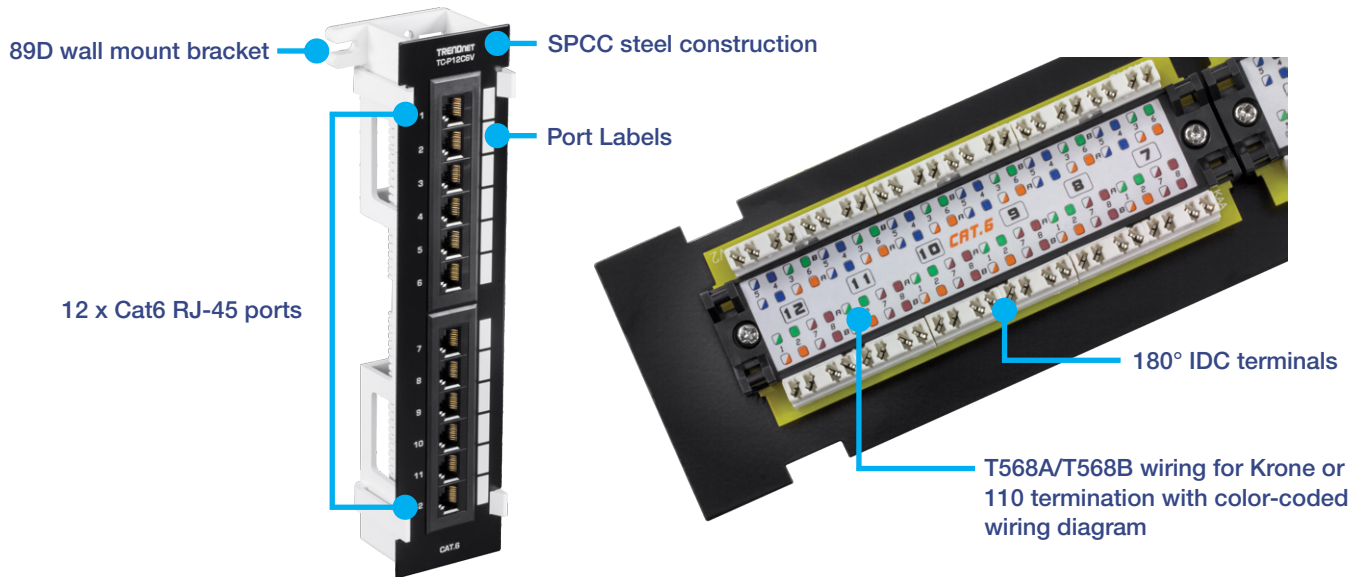
Wall Mount Design

This compact patch panel includes an 89D wall mount bracket for vertical or horizontal installations. The snap-in style wall mount bracket design provides quick and easy access to cable connections when needed for installation or troubleshooting.



Cable Management

Control cable clutter with included removable cable pass-through holders and cable ties. A writing area above each port allows users to label respective connections on the Cat6 wall mount patch panel.



SPECIFICATIONS

Standards

- ANSI/TIA/EIA-568-C.2
- ISO/IEC 11801 2nd edition: 2002

Interface

- 12 x Cat6 RJ-45 ports with gold-plated 8P/8C contacts
- T568A/T568B wiring for Krone 110 termination with color-coded wiring diagram
- 180° IDC terminals
- Compatible with 22 – 26 AWG solid or stranded wire
- SPCC steel construction

Mounting Options

- Wall mountable with included 89D bracket

Electrical Specification

- Insulation resistance: $\geq 500 \text{ M}\Omega$
- Dielectric Withstand Voltage: 500V DC
- Contact resistance: $\leq 35 \text{ M}\Omega$
- Current rating: 1.5A at 20° C (68° F)

Mechanical Specification

- Contact force 99.2g (3.5 oz.)
- Plug retention force: 13.3kg (29 lb.)
- 110/ Krone IDC insertion force: min. 4.5kg (9.9 lb.)
- 110/ Krone IDC retention force: min. 0.5kg (1.1 lb.)

Operating Temperature

- -10° – 60° C (-50° – 140° F)

Operating Humidity

- Max. 90% non-condensing

Dimensions

- 57 x 253 x 49mm (2.24 x 9.96 x 1.92 in.)

Weight

- 292g (10.3 oz.)

Warranty

- 3 year

Package Contents

- TC-P12C6V
- Quick Installation Guide
- Mounting Plate
- Screws

All references to speed are for comparison purposes only. Product specifications, size, and shape are subject to change without notice, and actual product appearance may differ from that depicted herein.