

TRENDNET®



Quick Installation Guide

TV-NVR216 / TV-NVR216D4

Table of Content

1 English

1. Installation
2. Hardware Installation
3. Start Recording
4. Instant Playback

1. Installation


Package Contents

- TV-NVR216 / TV-NVR216D4
- SATA Data Cable
- SATA Power Cable
- Optical Mouse
- Remote Control
- CD-ROM (User's Guide)
- Quick Installation Guide
- Power Cord (1.83m / 6ft)
- HDMI Cable (1.8m / 6ft)
- Network Cable (1.8m / 6ft)

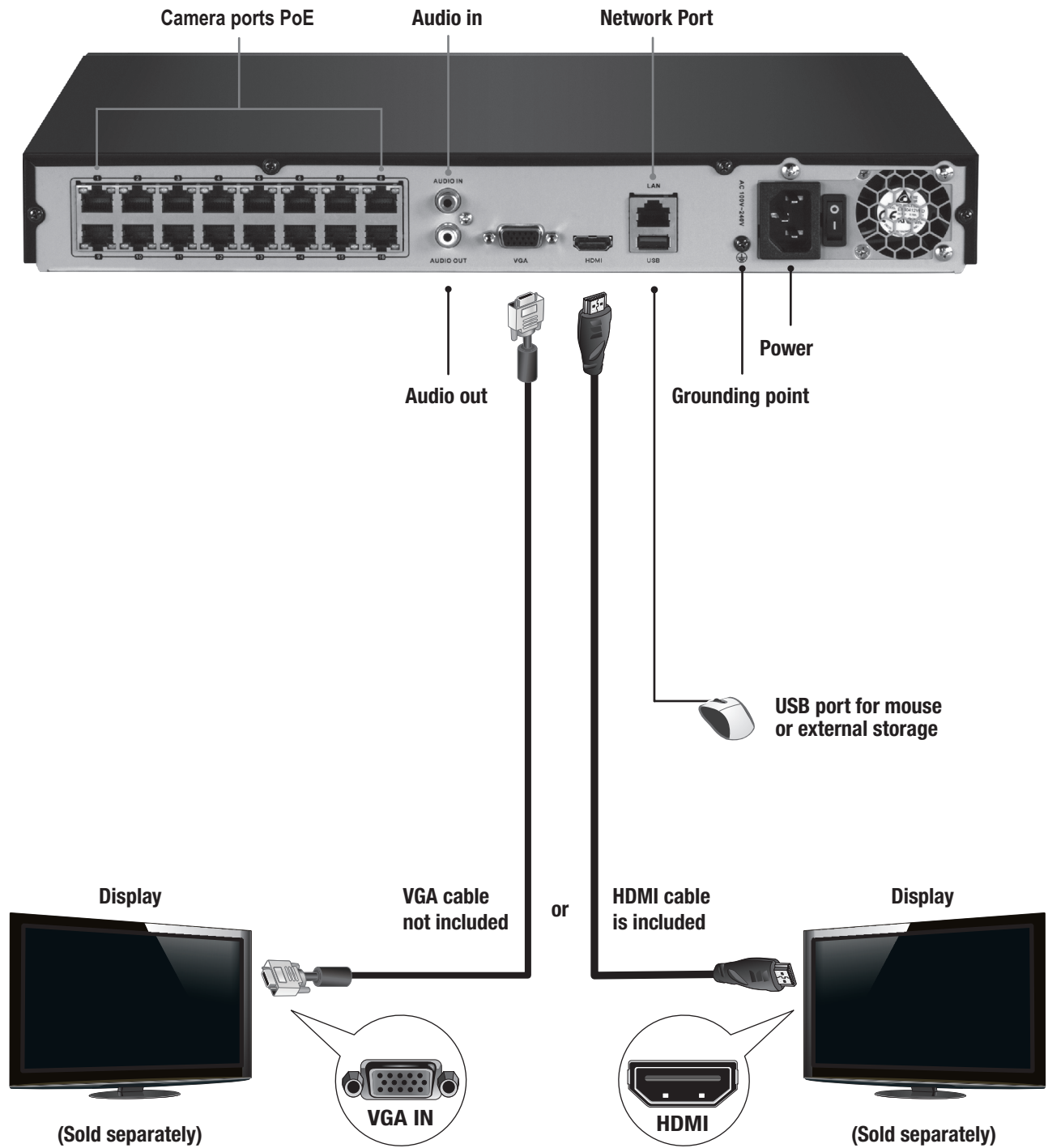
Minimum System Requirements

- Monitor/TV with VGA or HDMI connection

Back Panel



2. Hardware Installation



Note: The following installation steps support a stand alone setup WITHOUT a wired connection to a network. If it is desired to setup the NVR with a wired network connection (for remote access to NVR over the internet), proceed to the User's Guide for the appropriate setup steps (do not continue with this quick setup).

2.1 Hard Drive Installation

Note:

- For NVR models with preinstalled hard drive please continue to section 2.2 if you are not adding another hard drive.
- Static Electricity can damage the TV-NVR216 / TV-NVR216D4. Before handling the unit, discharge any static electricity, or use an anti-static wrist strap.
- The TV-NVR216 / TV-NVR216D4 supports SATA I and II drives.

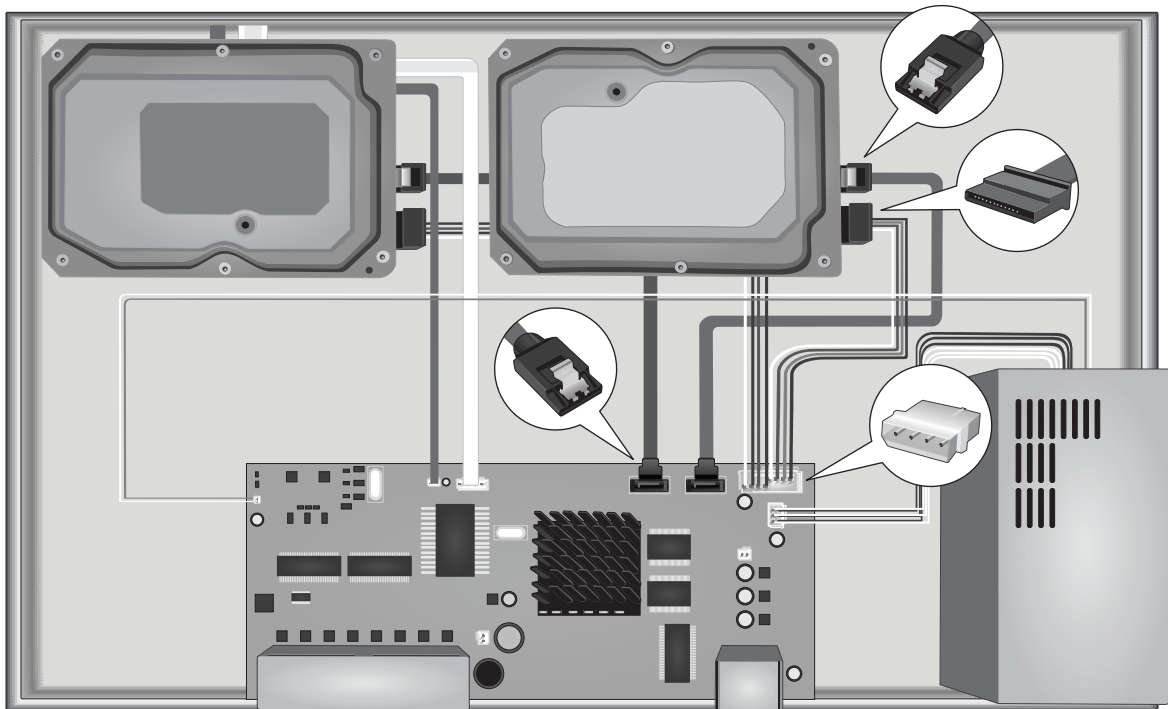
1. Remove the retaining screws from the panel of the TV-NVR216 / TV-NVR216D4.




2. Slide the cover off the unit by pulling the top cover towards the rear panel.



3. Attach the SATA data and power cables to the hard disc drive, then connect the SATA cable and the molex connect or the control board.



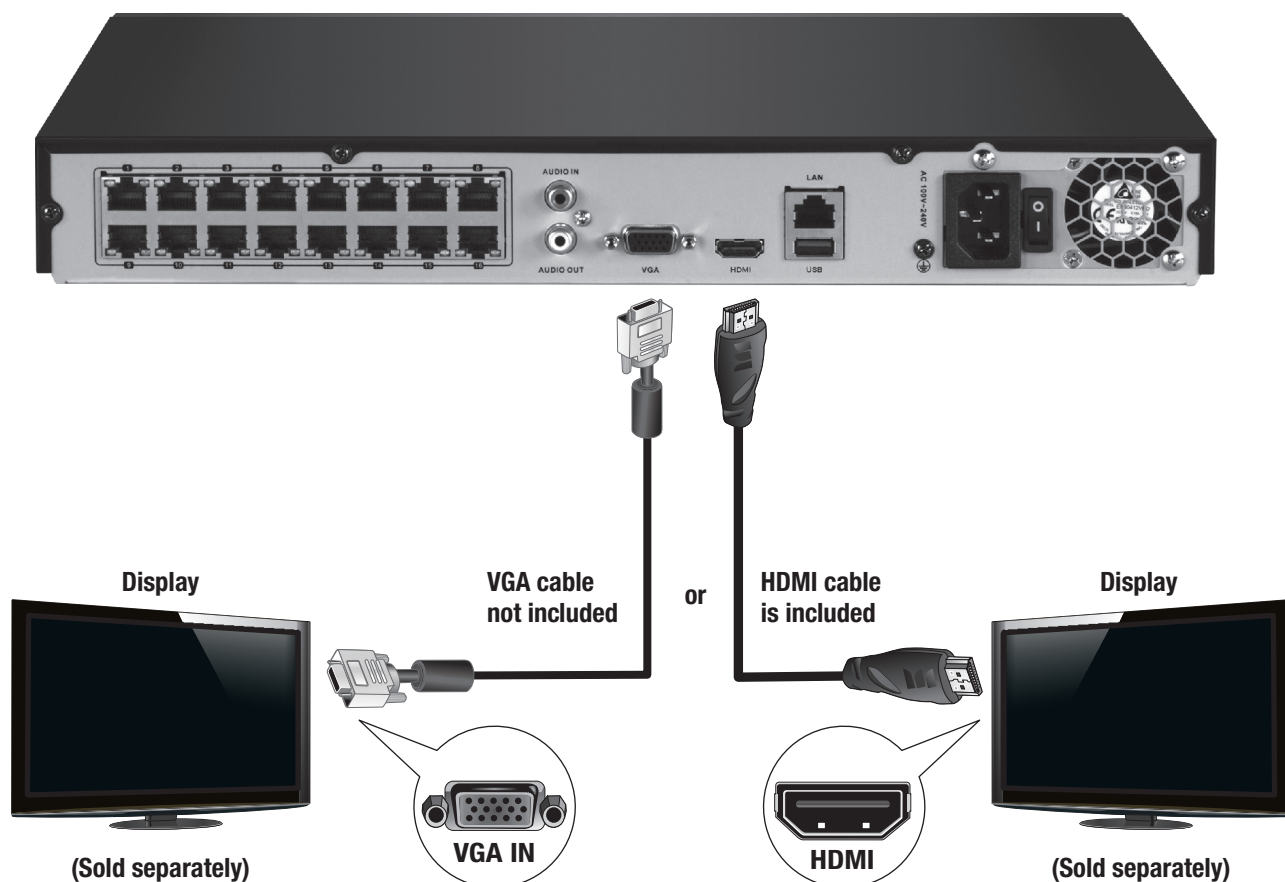
4. Mount the hard drives to the drive bays of the TV-NVR216 / TV-NVR216D4 using the 4 mounting screws, screwing from the underside of the TV-NVR216 / TV-NVR216D4 into the hard drive case.



5. Slide the top cover back on the TV-NVR216 / TV-NVR216D4, and reinstall the screws holding the panel in place.

2.2 Hardware Installation


1. Connect an HDMI cable or a VGA cable (**sold separately**) from your display to the TV-NVR216 / TV-NVR216D4's HDMI or VGA port on the rear panel.



2. Connect the included mouse to the front or rear USB port on the TV-NVR216 / TV-NVR216D4.




3. Attach the power cord (rear panel) and plug the unit into an electrical outlet.



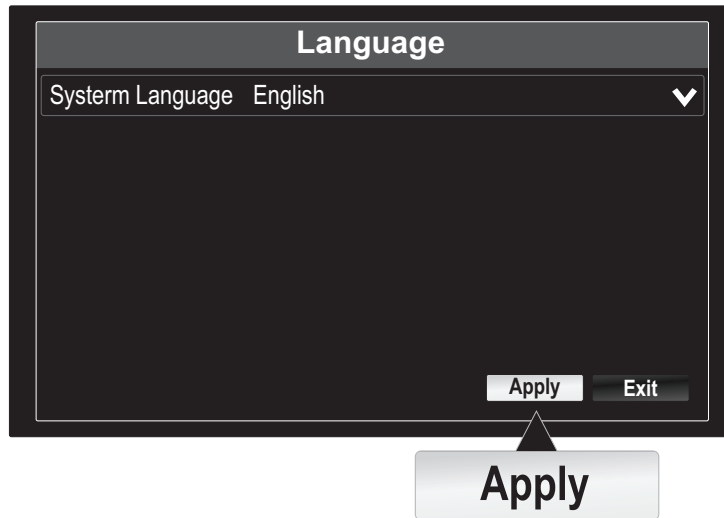
4. Turn the power switch on, connect a TRENDnet PoE camera (i.e. TV-IP320PI) to any of the PoE network ports on the back of the TV-NVR216 / TV-NVR216D4.

5. Toggle the power switch located on the rear panel to the **On** position.



2.3 System Setup

1. Select your desired System Language from the dropdown then click **Apply**.



2. Uncheck "Start wizard when device starts?" to skip the setup process each time the TV-NVR216 / TV-NVR216D4 is powered up (optional) then click "**Next**".

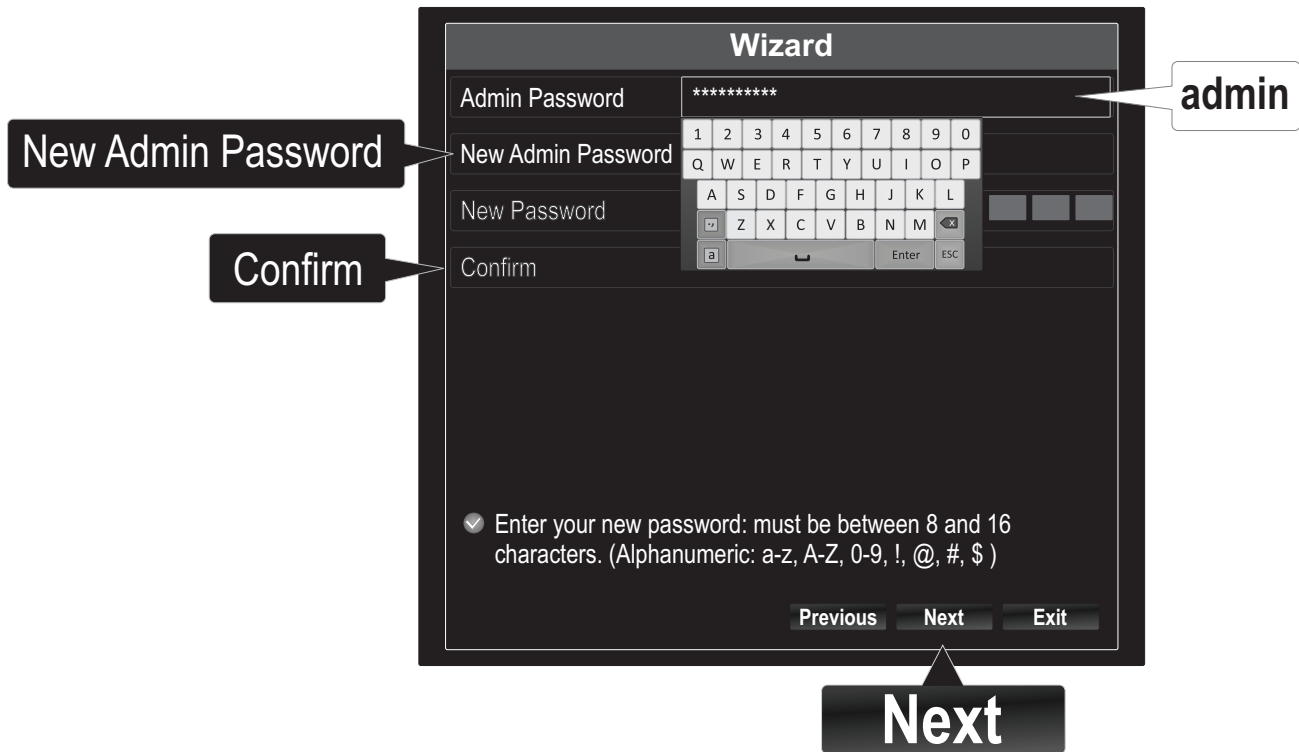


- 3. Click on the password field to bring up the onscreen keyboard. Enter the default administrator password: **admin**.
- 4. Change the default password by checking the “**New Admin password**” box.
- 5. Use the onscreen keyboard and enter a new admin password, then enter the new password again in the **Confirm** field.

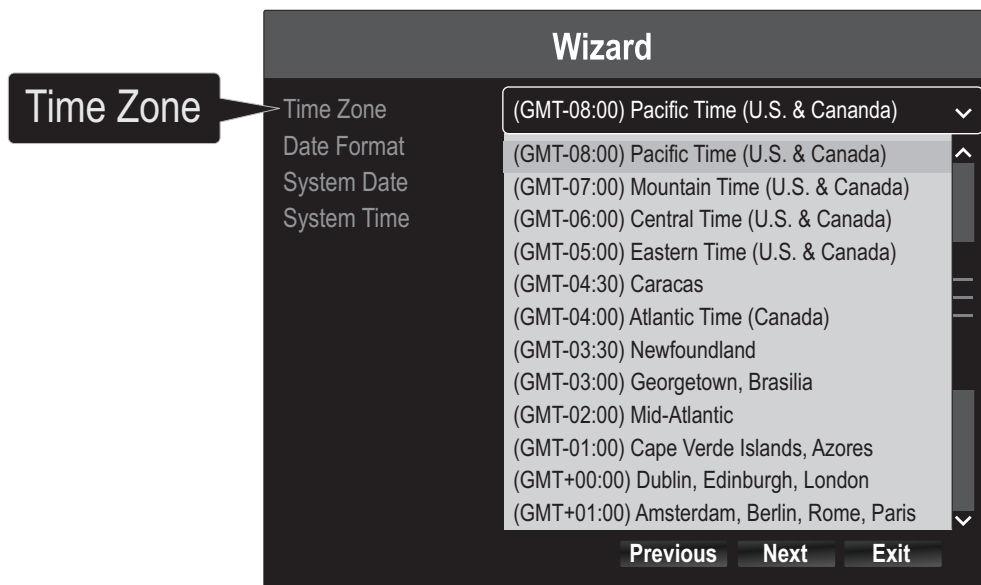
Note: New password must be between 8 and 16 characters and required to contain at least one:

- Special character (!, @, #, \$)
- Alphanumeric (1, 2, 3, etc.)
- Upper case character

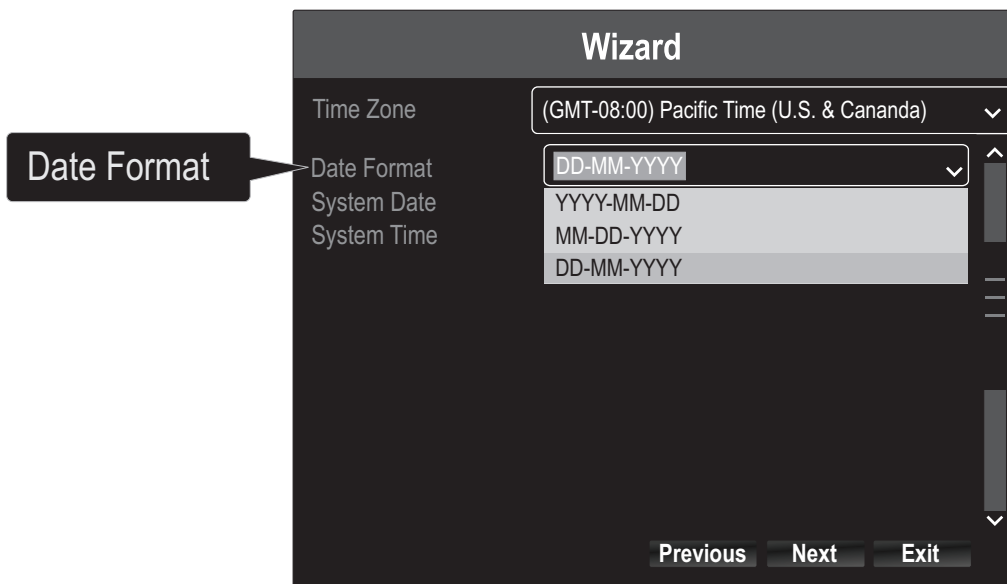
6. Click **Next**.



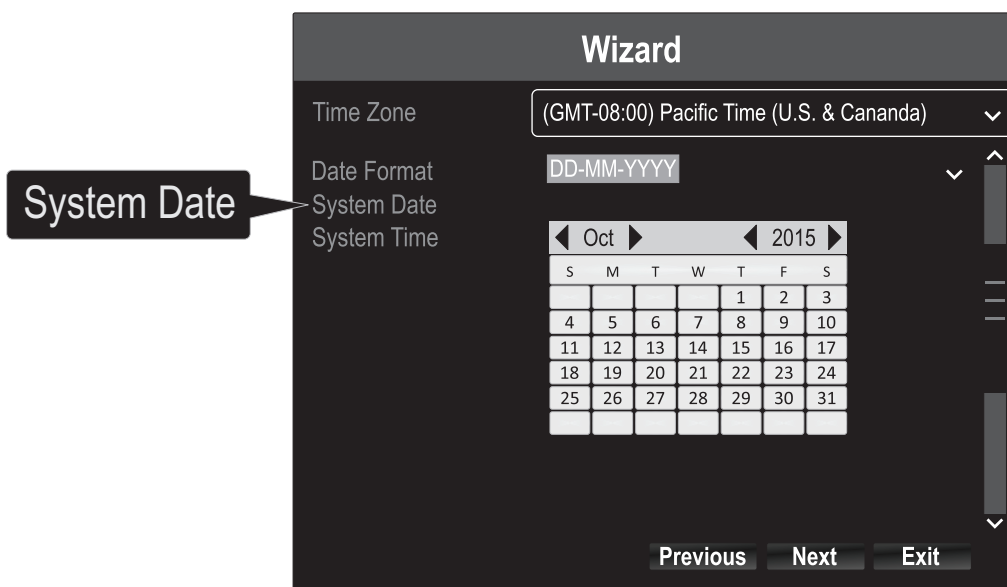
7. Click **Time Zone** to select your time zone.



8. Click **Date Format** to choose a format.



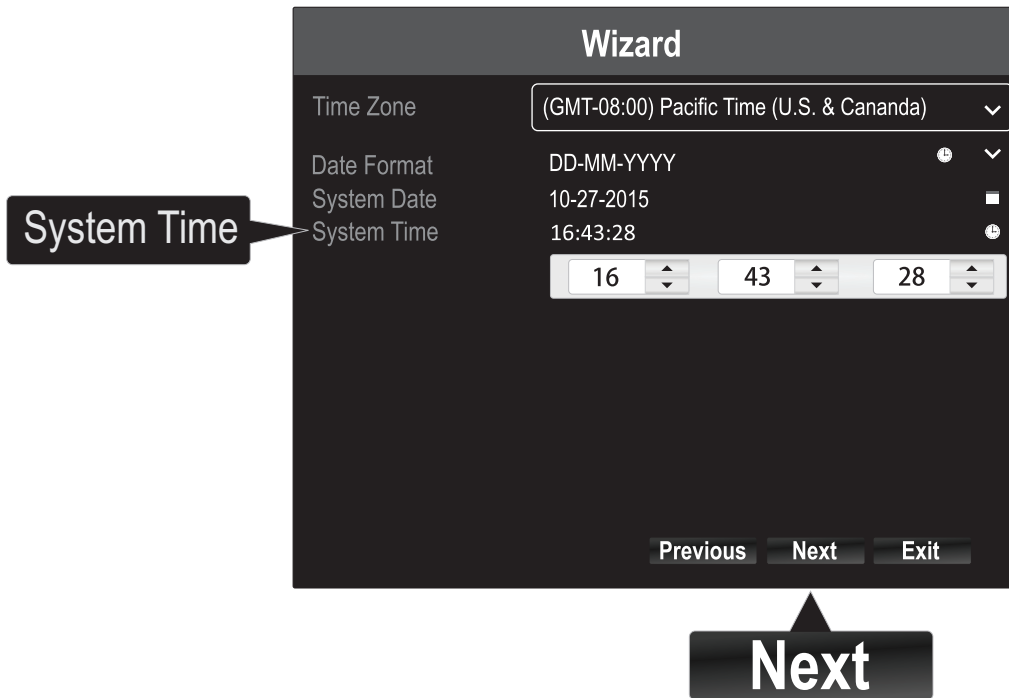
9. Click **System Date** to set the date.



- Select the year by clicking on left or right arrow next to the year.
- Select the month by clicking on left or right arrow next to the month.
- Select the day by clicking on the date.

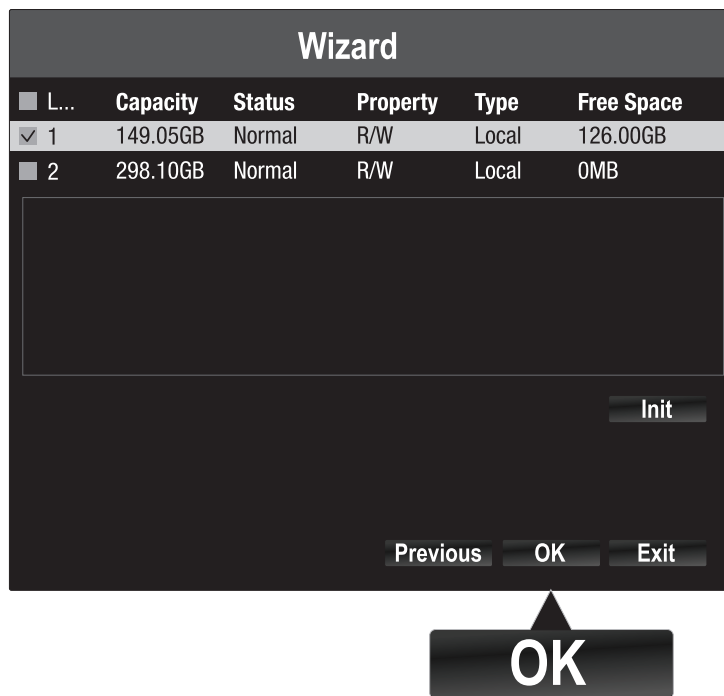
10. Click **System Time** to set the time. Use the up and down arrows to adjust the hours, minutes, and seconds, using a 24-hour format.

11. Click **Next**.



12. Select which hard drive you want to record to. (Initialize and format if necessary), then click “OK”.


Note: For further information about recording to a secondary hard drive, please refer to the User's Guide.



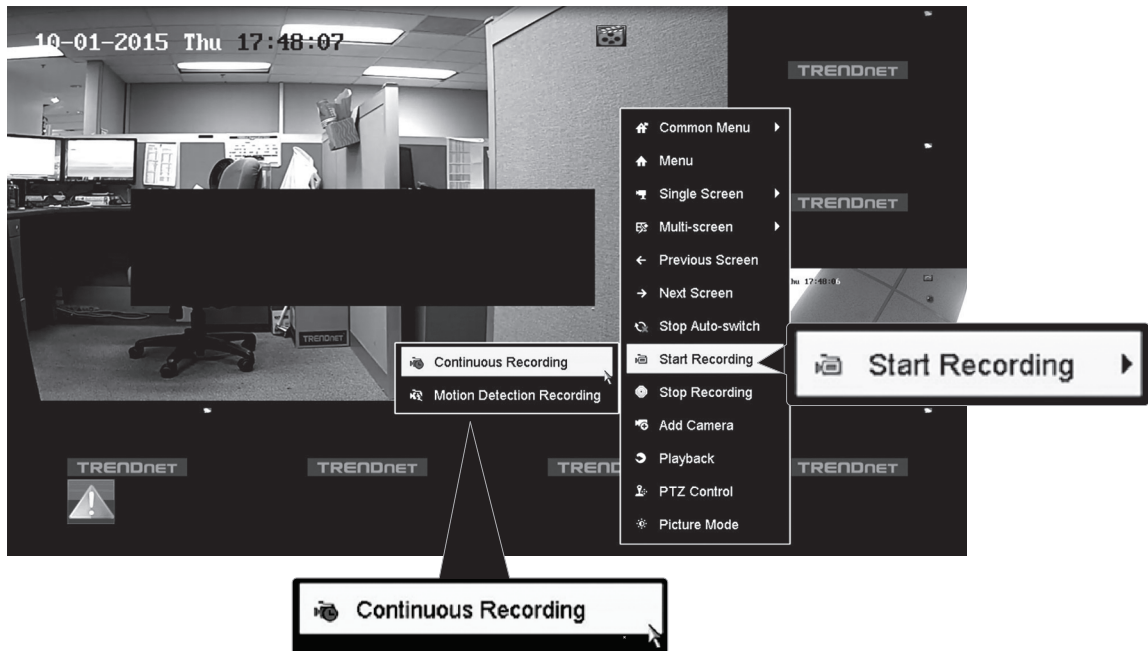
13. The hardware setup is complete and you will enter **Live View**.

3. Start Recording

1. In Live View, use the mouse and right click anywhere on the screen.



2. A short menu will show up. Choose **Start Recording** and click **Continuous Record**.



3. Click **Yes** to confirm continuous recording. (For more advanced video recording features, please see the User's Guide for more details.)

4. Instant Playback

1. In Live View, click (left button) on the display you want to playback.



2. Click on "Instant Playback" to playback the last 5 minutes of recording.



Please see the User's Guide for more advanced video playback features.

Declaration of Conformity

TRENDNET[®]

Manufacturer's Name and Address

TRENDnet, Inc.
20675 Manhattan Place
Torrance, CA 90501 USA



Product Information:

Model Number: TV-NVR216
Product Name: 16-Channel HD PoE+ NVR

Trade Name: TRENDnet

TRENDnet hereby declare that the product is in compliance with the essential requirements and other relevant provisions under our sole responsibility.

Safety

EN 60950-1: 2006 + A11: 2009: +A1: 2010 + A12: 2011 + A2: 2013

EMC

EN 55022: 2010 Class B
EN 50130-4 : 2011
EN 6100-3-2: 2006 + A1: 2009 + A2: 2009
EN 61000-3-3: 20008

This product is herewith confirmed to comply with the Directives.

Directives:

LVD Directive 2006/95/EC
EMC Directive 2004/108/EC
RoHS Directive 2011/65/EU
WEEE Directive 2012/19/EU
REACH Regulation (EC) No. 1907/2006

Person responsible for this declaration.

Place of Issue: Torrance, California, USA

Date: December 18, 2015

Name: Sonny Su

Title: Director of Technology

Signature:

A handwritten signature in black ink, appearing to read 'Sonny Su', is written over a horizontal line.

Safety notes



Before using your TRENDnet device for the first time, it is essential to read and understand all safety and operating instructions. Keep instructions in a safe place for future reference. Some TRENDnet products are rated for outdoor applications and can sustain certain weather conditions.

Please refer to the product's Ingress Protection (IP) rating and the operating humidity and temperature range.

DANGER due to electricity

Warning: Never open TRENDnet devices. Doing so poses the risk of electric shock!

The device is voltage free only when unplugging from the mains power supply.

No physical maintenance of TRENDnet devices is required.

If damage occurs, disconnect the TRENDnet device from the power outlet and contact a qualified technician **ONLY**.

Damage is defined as:

- If the power cable/plug is damaged
- If the device has been submerged in liquid (e.g. rain or water; except products that are rated for outdoor applications)
- If the device is inoperable
- If there is damage to the housing of the device

Only operate TRENDnet devices using a mains power supply.

To disconnect devices from the mains supply, remove the device itself or its mains plug from the power outlet. The power outlet and all connected network devices should be easily accessible so that you can pull the mains plug quickly if needed.

TRENDnet devices are designed for indoor use only and in a dry location (except those that are rated for outdoor applications).

To clean a TRENDnet device, disconnect it from the mains supply first and only use a dry towel.

DANGER due to overheating

Never expose TRENDnet devices to extreme heat (e.g. direct sunlight, fire, or other heat sources). For outdoor rated products, please install the product in an environment that is within the product's operating temperature and humidity range.

Do not interlock multiple TRENDnet devices.

Only install TRENDnet devices in locations with adequate ventilation (slots and openings on the housing are used for ventilation).

- Do not cover TRENDnet devices when operating.
- Do not place any objects on TRENDnet devices.
- Do not insert any foreign objects into the openings of TRENDnet devices.
- Do not place TRENDnet devices next to an open flame (e.g. fire or candles).
- Do not expose TRENDnet devices to direct heat (e.g. radiator or direct sunlight).

GPL/LGPL General Information

This TRENDnet product includes free software written by third party developers. These codes are subject to the GNU General Public License ("GPL") or GNU Lesser General Public License ("LGPL"). These codes are distributed WITHOUT WARRANTY and are subject to the copyrights of the developers. TRENDnet does not provide technical support for these codes. The details of the GNU GPL and LGPL are included in the product CD-ROM.

Please also go to (<http://www.gnu.org/licenses/gpl.txt>) or (<http://www.gnu.org/licenses/lgpl.txt>) for specific terms of each license.

The source codes are available for download from TRENDnet's web site (http://trendnet.com/downloads/list_gpl.asp) for at least three years from the product shipping date.

You could also request the source codes by contacting TRENDnet.

20675 Manhattan Place, Torrance, CA 90501, USA. Tel: +1-310-961-5500 Fax: +1-310-961-5511

Informations générales GPL/LGPL

Ce produit TRENDnet comprend un logiciel libre gratuit par des programmeurs tiers. Ces codes sont sujet à la GNU General Public License ("GPL" Licence publique générale GNU) ou à la GNU Lesser General Public License ("LGPL" Licence publique générale limitée GNU). Ces codes sont distribués SANS GARANTIE et sont sujets aux droits d'auteurs des programmeurs. TRENDnet ne fournit pas d'assistance technique pour ces codes. Les détails concernant les GPL et LGPL GNU sont repris sur le CD-ROM du produit.

Veuillez également vous rendre en (<http://www.gnu.org/licenses/gpl.txt>) ou en (<http://www.gnu.org/licenses/lgpl.txt>) pour les conditions spécifiques de chaque licence.

Les codes source sont disponibles au téléchargement sur le site Internet de TRENDnet web site (http://trendnet.com/downloads/list_gpl.asp) durant au moins 3 ans à partir de la date d'expédition du produit.

Vous pouvez également demander les codes source en contactant TRENDnet.

20675 Manhattan Place, Torrance, CA 90501, USA. Tel: +1-310-961-5500 Fax: +1-310-961-5511

Allgemeine Informationen zu GPL/LGPL

Dieses Produkt enthält die freie Software "netfilter/iptables" (© 2000-2004 netfilter project <http://www.netfilter.org>) und die freie Software „Linux „mtd“ (Memory Technology Devices) Implementation (© 2000 David Woodhouse), erstmals integriert in Linux Version 2.4.0-test 3 v. 10.07.2000 (<http://www.kernel.org/pub/linux/kernel/v2.4/old-test-kernels/linux-2.4.0-test3.tar.bz2>), sowie weitere freie Software. Sie haben durch den Erwerb dieses Produktes keinerlei Gewährleistungsansprüche gegen die Berechtigten an der oben genannten Software erworben; weil diese die Software kostenfrei lizenzieren gewähren sie keine Haftung gemäß unten abgedruckten Lizenzbedingungen. Die Software darf von jedermann im Quell- und Objektcode unter Beachtung der Lizenzbedingungen der GNU General Public License Version 2, und GNU Lesser General Public License (LGPL) vervielfältigt, verbreitet und verarbeitet werden.

Die Lizenz ist unten im englischsprachigen Originalwortlaut wiedergegeben. Eine nichtoffizielle Übersetzung in die deutsche Sprache finden Sie im Internet unter (<http://www.gnu.de/documents/gpl-2.0.de.html>). Eine allgemeine öffentliche GNU Lizenz befindet sich auch auf der mitgelieferten CD-ROM.

Sie können Quell- und Objektcode der Software für mindestens drei Jahre auf unserer Homepage www.trendnet.com im Downloadbereich (http://trendnet.com/langen/downloads/list_gpl.asp) downloadend. Sofern Sie nicht über die Möglichkeit des Downloads verfügen können Sie bei TRENDnet.

20675 Manhattan Place, Torrance, CA 90501 - U.S.A -, Tel.: +1-310-961-5500, Fax: +1-310-961-5511 die Software anfordern.

Información general sobre la GPL/LGPL

Este producto de TRENDnet incluye un programa gratuito desarrollado por terceros. Estos códigos están sujetos a la Licencia pública general de GNU ("GPL") o la Licencia pública general limitada de GNU ("LGPL"). Estos códigos son distribuidos SIN GARANTÍA y están sujetos a las leyes de propiedad intelectual de sus desarrolladores. TRENDnet no ofrece servicio técnico para estos códigos. Los detalles sobre las licencias GPL y LGPL de GNU se incluyen en el CD-ROM del producto.

Consulte también el (<http://www.gnu.org/licenses/gpl.txt>) ó el (<http://www.gnu.org/licenses/lgpl.txt>) para ver las cláusulas específicas de cada licencia.

Los códigos fuentes están disponibles para ser descargados del sitio Web de TRENDnet (http://trendnet.com/downloads/list_gpl.asp) durante por lo menos tres años a partir de la fecha de envío del producto.

También puede solicitar el código fuente llamando a TRENDnet.

20675 Manhattan Place, Torrance, CA 90501, USA. Tel: +1-310-961-5500 Fax: +1-310-961-5511

Общая информация о лицензиях GPL/LGPL

В состав данного продукта TRENDnet входит бесплатное программное обеспечение, написанное сторонними разработчиками. Это ПО распространяется на условиях лицензий GNU General Public License ("GPL") или GNU Lesser General Public License ("LGPL"). Программы распространяются БЕЗ ГАРАНТИИ и охраняются авторскими правами разработчиков. TRENDnet не оказывает техническую поддержку этого программного обеспечения. Подробное описание лицензий GNU GPL и LGPL можно найти на компакт-диске, прилагаемом к продукту.

В пунктах (<http://www.gnu.org/licenses/gpl.txt>) и (<http://www.gnu.org/licenses/lgpl.txt>) изложены конкретные условия каждой из лицензий.

Исходный код программ доступен для загрузки с веб-сайта TRENDnet (http://trendnet.com/downloads/list_gpl.asp) в течение, как минимум, трех лет со дня поставки продукта.

Russian Technical Support: 7 (495) 276-22-90

Телефон технической поддержки: 7 (495) 276-22-90

Кроме того, исходный код можно запросить по адресу TRENDnet.

20675 Manhattan Place, Torrance, CA 90501, USA. Tel: +1-310-961-5500 Fax: +1-310-961-5511

GPL/LGPL informações Gerais

Este produto TRENDnet inclui software gratuito desenvolvido por terceiros. Estes códigos estão sujeitos ao GPL (GNU General Public License) ou ao LGPL (GNU Lesser General Public License). Estes códigos são distribuídos SEM GARANTIA e estão sujeitos aos direitos autorais dos desenvolvedores. TRENDnet não presta suporte técnico a estes códigos. Os detalhes do GNU GPL e do LGPL estão no CD-ROM do produto. Favor acessar <http://www.gnu.org/licenses/gpl.txt> ou <http://www.gnu.org/licenses/lgpl.txt> para os termos específicos de cada licença.

Os códigos fonte estão disponíveis para download no site da TRENDnet (http://trendnet.com/langen/downloads/list_gpl.asp) por pelo menos três anos da data de embarque do produto.

Você também pode solicitar os códigos fonte contactando TRENDnet, 20675 Manhattan Place, Torrance, CA 90501, USA. Tel: +1-310-961-5500, Fax: +1-310-961-5511.

GPL/LGPL üldinformatsioon

See TRENDneti toode sisaldab vaba tarkvara, mis on kirjutatud kolmanda osapoole poolt. Koodid on allutatud GNU (General Public License) Üldise Avaliku Litsentsi (GPL) või GNU (Lesser General Public License) ("LGPL") Vähem Üldine Avalik Litsentsiga. Koode vahendatakse ILMA GARANTIITA ja need on allutatud arendajate poolt. TRENDnet ei anna koodidele tehnilist tuge. Detailsemat infot GNU GPL ja LGPL kohta leiata toote CD-ROMil. Infot mõlema litsentsi spetsiifiliste terminite kohta leiata (<http://www.gnu.org/licenses/gpl.txt>) või (<http://www.gnu.org/licenses/lgpl.txt>).

Infot mõlema litsentsi spetsiifiliste terminite kohta leiata (<http://www.gnu.org/licenses/gpl.txt>) või (<http://www.gnu.org/licenses/lgpl.txt>). Lähtekoodi on võimalik alla laadida TRENDneti kodulehelt (http://trendnet.com/langen/downloads/list_gpl.asp) kolme aasta jooksul alates toote kättesaamise kuupäevast.

Samuti võite lähtekoodi paluda TRENDneti'lt, 20675 Manhattan Place, Torrance, CA 90501, USA. Tel: +1-310-961-5500, Fax: +1-310-961-5511.

Limited Warranty

TRENDnet warrants its products against defects in material and workmanship, under normal use and service, for the following length of time from the date of purchase. Warranty: 2 year limited warranty (When Applicable: 1 year warranty for power adapter, power supply, and cooling fan components.) Visit TRENDnet.com to review the full warranty policy, rights, and restrictions for this product.

Garantie Limitée

TRENDnet garantit ses produits contre les défauts matériels et de fabrication, dans des conditions normales d'utilisation et de service, pour les durées suivantes, à compter de la date de leur achat. Limitée: 2 ans de garantie limitée (Si applicable: 1 an de garantie sur l'adaptateur secteur, l'alimentation en énergie et les composants du ventilateur de refroidissement.) Visitez TRENDnet.com pour lire la politique complète de garantie, les droits et les restrictions s'appliquant à ce produit.

Begrenzte Garantie

TRENDnet garantiert, dass seine Produkte bei normaler Benutzung und Wartung während der nachfolgend genannten Zeit ab dem Kaufdatum keine Material- und Verarbeitungsschäden aufweisen. Garantie: 2-Jahres-Garantie (Soweit zutreffend: 1 Jahr Garantie für Netzteil, Stromkabel und Ventilator.) Alle Garantiebedingungen, Rechte und Einschränkungen für dieses Produkt finden Sie auf TRENDnet.com.

Garantía Limitada

TRENDnet garantiza sus productos contra defectos en los materiales y mano de obra, bajo uso y servicio normales, durante el siguiente periodo de tiempo a partir de la fecha de compra. Garantía: 2 años (Cuando proceda: 1 año de garantía para componentes de adaptadores de corriente, fuente de alimentación y ventiladores de refrigeración.) Visite TRENDnet.com para revisar la política de garantía, derechos y restricciones para este producto.

Ограниченная гарантия

Гарантия компании TRENDnet распространяется на дефекты, возникшие по вине производителя при соблюдении условий эксплуатации и обслуживания в течение установленного периода с момента приобретения (Продукт: Ограниченная гарантия; Двухлетняя ограниченная гарантия (Распространяется: На протяжении 1 года на силовые адаптеры, источники питания и компоненты вентилятора охлаждения. Полную версию гарантийных обязательств, а также права пользователя и ограничения при эксплуатации данного продукта смотрите на вебсайте www.trendnetrussia.ru

Garantia Limitada

TRENDnet garante seus produtos contra defeitos em material e mão de obra, sob condições normais de uso e serviço, pelo seguinte tempo a partir da data da compra. Garantia: Garantia limitada de 2 anos. (Quando aplicável: 1 ano de garantia para adaptador de tensão, fonte e componentes de ventoinhas.) Visite TRENDnet.com para conhecer a política de garantia completa, direitos e restrições para este produto.)

Piiratud garantii

TRENDneti tavatingimustes kasutatavatel ja hooldatavatel toodetel on järgmise ajavahemiku jooksul (alates ostukuupäevast) tootmis- ja materjalidefektide garantii. garantii: 2-aastane piiratud garantii. (Garantii kohaldatavaks: toiteadapteri, toiteallika ja jahutusventilaatori osadel on 1-aastane garantii.) Täisgarantii põhimõtete, õiguste ja piirangute kohta leiate lisateavet saidilt TRENDnet.com.

Гарантія компанії

Гарантія компанії TRENDnet поширюється на дефекти, що виникли з вини виробника, при дотриманні умов експлуатації та обслуговування протягом встановленого періоду з моменту придбання. (Продукт: Обмежена гарантія: 3 роки обмеженої гарантії (Поширюється: Протягом 1 року на силові адаптери, джерела живлення і компоненти вентилятора охолодження) Повну версію гарантійних зобов'язань, а також права користувача та обмеження при експлуатації даного продукту дивіться на вебсайті TRENDnet.com.

Certifications

This device can be expected to comply with Part 15 of the FCC Rules provided it is assembled in exact accordance with the instructions provided with this kit.

Operation is subject to the following conditions:

- (1) This device may not cause harmful interference
- (2) This device must accept any interference received including interference that may cause undesired operation.



Waste electrical and electronic products must not be disposed of with household waste. Please recycle where facilities exist. Check with your Local Authority or Retailer for recycling advice.

Applies to PoE Products Only: This product is to be connected only to PoE networks without routing to the outside plant.

Note

The Manufacturer is not responsible for any radio or TV interference caused by unauthorized modifications to this equipment. Such modifications could void the user's authority to operate the equipment.

Advertencia

En todos nuestros equipos se mencionan claramente las características del adaptador de alimentación necesario para su funcionamiento. El uso de un adaptador distinto al mencionado puede producir daños físicos y/o daños al equipo conectado. El adaptador de alimentación debe operar con voltaje y frecuencia de la energía eléctrica domiciliar existente en el país o zona de instalación.

Technical Support

If you have any questions regarding the product installation, please contact our Technical Support.

Toll free US/Canada: **1-866-845-3673**

Regional phone numbers available at www.trendnet.com/support

TRENDnet

20675 Manhattan Place
Torrance, CA 90501
USA

Product Warranty Registration

Please take a moment to register your product online. Go to TRENDnet's website at: www.trendnet.com/register