

TRENDnet[®]



Quick Installation Guide
TV-IP440PI (V1)

Table of Contents

1 English

1. Before You Start
2. Hardware Installation and Configuration

1. Before You Start

Package Contents

- TV-IP440PI
- CD-ROM (Utility and User's Guide)
- Quick Installation Guide
- Weather Seal

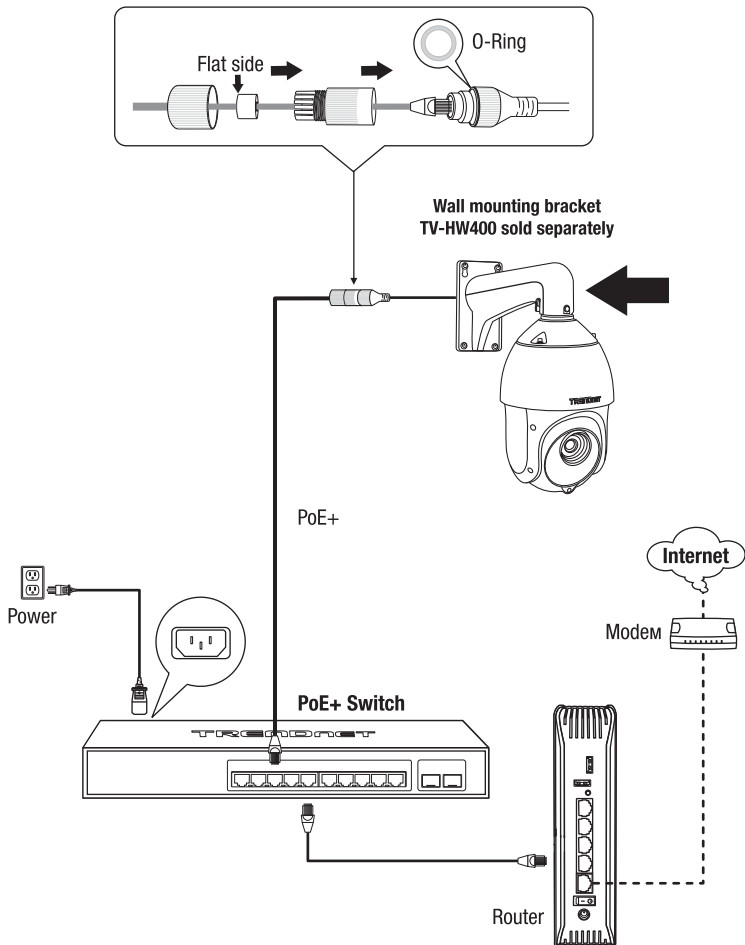
Minimum Requirements

- TV-HC400, TV-HW400, TV-HP400, or TV-HN400 mounting bracket (sold separately)
- A computer with an Ethernet port and web browser
- PoE+ network
- Network cable

Free Mobile App: TRENDnet IPView Requirements

Supported Operating Systems
Android (version 4.4 or above) iOS (version 8.2 or above)

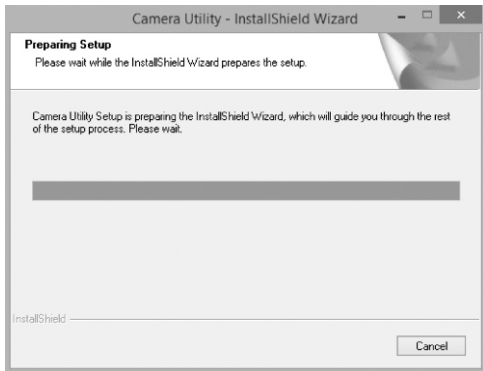
Using a PoE+ Switch



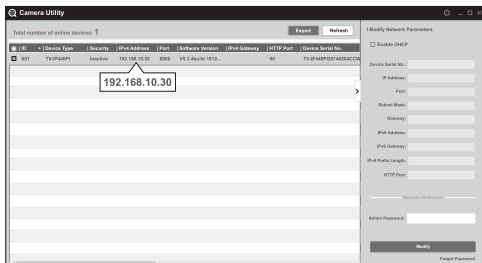
2. Hardware Installation and Configuration

1. Do not install or mount the IP camera until after you complete the installation steps below. Temporarily place the IP camera next to your computer.
2. Download the utility at <http://www.trendnet.com/camerautility>
3. Extract the file, install and run the camera utility.

Note: Please see user's guide for Mac installation.



4. Run the utility and find the inactive camera under the security column. Double click on the IP address to open the web browser management interface.



Note: Internet Explorer or Google Chrome web browser is required for installation.

5. Once you get to the login page you will be prompted to change the password. Please follow the password requirements and enter your new password.



6. Now you can access the camera's configuration page for Live view and additional settings. For more details, please refer to the User's Guide from our website.

7. Scan the QR code below to download a free mobile app to view the camera from your iOS or Android device.



Android



iOS

Note:

Download	Link
User's Guide	www.trendnet.com/support
Utility	www.trendnet.com/camerautility
TRENDnetView Evo	www.trendnet.com/products/evo
Mac plug-in	downloads.trendnet.com/mac-plugin/webcomponents.pkg

Declaration of Conformity

TRENDNET[®]

Manufacturer's Name and Address

TRENDnet, Inc.
20675 Manhattan Place
Torrance, CA 90501 USA



Zwolsestraat 156 2587 WB
The Hague The Netherlands

Product Information

Model Number: TV-IP440PI

Product Name: Indoor/Outdoor 2MP 1080p PoE+ IR PTZ Speed Dome Network Camera

Trade Name: TRENDnet

TRENDnet hereby declare that the product is in compliance with the essential requirements and other relevant provisions under our sole responsibility.

EMC: EN 55022: 2010 + AC: 2011 Class A
EN 61000-3-2: 2006 + A1: 2009 + A2: 2009
EN 61000-3-3: 2008
EN 50130-4: 2011 + A1: 2014

This product is herewith confirmed to comply with the Directives.

Directives: Directive LVD 2014/35/EU
Directive EMC 2014/30/EU
Directive RoHS 2011/65/EU
REACH Règlement (EU) N° 1907/2006

Person responsible for this declaration.

Place of Issue: Torrance, California, USA

Date: November 15, 2017

Name: Sonny Su

Title: Director of Technology

Signature: 



Certifications

This device complies with Part 15 of the FCC Rules. Operation is subject to the following two conditions:
(1) this device may not cause harmful interference, and
(2) this device must accept any interference received.
Including interference that may cause undesired operation.



Waste electrical and electronic products must not be disposed of with household waste. Please recycle where facilities exist. Check with your Local Authority or Retailer for recycling advice.

Applies to PoE Products Only: This product is to be connected only to PoE networks without routing to the outside plant.

Note

The Manufacturer is not responsible for any radio or TV interference caused by unauthorized modifications to this equipment. Such modifications could void the user's authority to operate the equipment.

Advertencia

En todos nuestros equipos se mencionan claramente las características del adaptador de alimentación necesario para su funcionamiento. El uso de un adaptador distinto al mencionado puede producir daños físicos y/o daños al equipo conectado. El adaptador de alimentación debe operar con voltaje y frecuencia de la energía eléctrica domiciliar existente en el país o zona de instalación.

Technical Support

If you have any questions regarding the product installation, please contact our Technical Support.
Toll free US/Canada: **1-866-845-3673**
Regional phone numbers available
at www.trendnet.com/support

TRENDnet

20675 Manhattan Place
Torrance, CA 90501
USA

Product Warranty Registration

Please take a moment to register your product online. Go to TRENDnet's website at:
www.trendnet.com/register