



Руководство по быстрой установк 

TU3-H4
1.01

Table of Contents

Русский	1
1. Подготовка к монтажу	1
2. Установка оборудования	2
3. Проверка результатов установки	3
Technical Specifications	4
Troubleshooting	5



Содержимое упаковки

- TU3-H4
- Руководство по быстрой установке на нескольких языках
- USB 3.0 тип А на тип кабеля В (1.8m/6ft)
- Адаптер источника питания (5V DC, 4A)

Системные требования

- Компьютер с портом USB 3.0, 2.0 или 1.1
- USB 3.0 кабель

Поддерживаемые OS	ЦП	Память
Windows 7 (32/64-bit)	1ГГц или выше	1GB RAM или более
Windows Vista (32/64-bit)	800МГц или выше	512МБ RAM или более
Windows XP (32/64-bit)	300МГц или выше	256МБ RAM или более

Примечание:

USB 3.0 супер скоростной базируется на совместимой операционной системе. USB 3.0 совместима с USB 2.0 и будет работать со всеми совместимыми операционными системами.

2. Установка оборудования

Примечание:

1. для того, чтобы воспользоваться возможностями USB 3.0 SuperSpeed, все устройства USB должны соответствовать стандарту USB 3.0 SuperSpeed.
2. Необходимо подключить к TU3-H4 адаптер питания.

1. Включите компьютер и дождитесь загрузки.



2. Подключите USB-кабель из комплекта к концентратору USB, а затем к порту USB компьютера.



3. Подключите силовой адаптер к TU3-H4 и сетевой розетке.



4. Присоедините устройство USB к имеющемуся порту USB.



Запоминающее устройство готово к доступу

Зарегистрируйте свой продукт

Для того, чтобы воспользоваться сервисным обслуживанием и поддержкой на высшем уровне, предлагаем вам зарегистрировать свой продукт в режиме онлайн здесь: www.trendnet.com/register Благодарим Вас за то, что Вы выбрали TRENDnet.

ENGLISH

FRANÇAIS

DEUTSCH

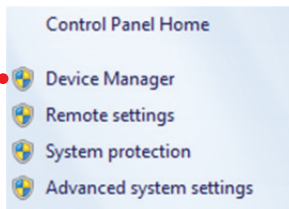
ESPAÑOL

РУССКИЙ

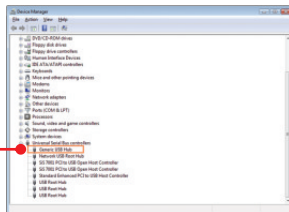
3. Проверка результатов установки

Windows 7 / Vista

1. Правой кнопкой мыши выберите Мой компьютер и далее Свойства. Щелкните по кнопке Диспетчер устройств.

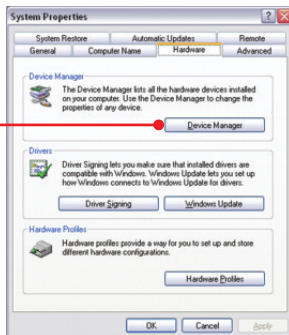


2. Разверните пункт «Universal Serial Bus controllers» и убедитесь в том, что установлен концентратор Generic USB Hub.

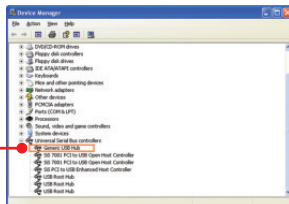


Windows XP

1. Правой кнопкой мыши выберите Мой компьютер и далее Свойства. Выбрав закладку Оборудование, щелкните по кнопке Диспетчер устройств.



2. Разверните пункт «Universal Serial Bus controllers» и убедитесь в том, что установлен концентратор Generic USB Hub.



Hardware	
Standards	USB 1.1/2.0/3.0
USB Ports	Input: 1 x Type-B Output: 4 x Type-A
LED Indicators	USB Port 1-4
Data Rates	Super speed: 5Gbps (USB 3.0) High speed: 480Mbps (USB 2.0) Full speed: 12Mbps (USB 1.1) Low speed: 1.5Mbps (USB 1.0)
Power Supply	Power adapter 5V DC, 4A
Power Consumption	0.3w (max)
Dimensions (LxWxH)	60 x 95 x 22mm (2.3 x 3.7 x 0.8in.)
Weight	68g (2.4oz)
Temperature	Operating: 0~55°C (32-131 °F) Storage: -10~70°C (14-158 °F)
Humidity	Max 90% non-condensing
Certifications	CE, FCC

1. Can I connect or disconnect the USB cable while the computer is on?
Yes, you can connect or disconnect the USB cable, or any external USB device while the computer is on because the USB interface is Plug-and-Play and hot-pluggable.
2. I have a USB 2.0/1.1 cable. Can it work with USB 3.0 devices?
Yes, it works but it may cause problems for connecting SuperSpeed USB 3.0 external peripherals. Therefore, it is recommended that you use a certified USB 3.0 cable.
3. After successful installation of the TU3-H4 USB 3.0 Hub, I connected my external USB device to the USB port, but it doesn't seem to work. What should I do?
 1. Verify that your external USB device works when you connect it directly to a USB port on your computer.
 2. If you have an external power adapter that came with the external USB device, connect the power adapter to the device and power on the device.
 3. Make sure that you have installed the correct driver for your external USB device in Windows.
4. After I connected my USB device to the TU3-H4 USB 3.0 Hub, I am not getting USB 3.0 speeds. What should I do?
 1. Verify that you are using a certified USB 3.0 cable.
 2. To take advantage of SuperSpeed USB 3.0, your USB devices must be SuperSpeed USB 3.0.
5. Can I cascade/uplink two or more TU3-H4 together to gain more USB 3.0 ports?
Yes, you can connect/cascade more than one TU3-H4 together. You can connect up to 127 USB peripherals of at one time.

If you still encounter problems or have any questions regarding the TU3-H4, please contact TRENDnet's Technical Support Department.

Limited Warranty

TRENDnet warrants its products against defects in material and workmanship, under normal use and service, for the following lengths of time from the date of purchase.

TU3-H4 - 3 Years Limited Warranty

AC/DC Power Adapter, Cooling Fan and Power Supply carry a 1 year limited warranty

If a product does not operate as warranted during the applicable warranty period, TRENDnet shall reserve the right, at its expense, to repair or replace the defective product or part and deliver an equivalent product or part to the customer. The repair/replacement unit's warranty continues from the original date of purchase. All products that are replaced become the property of TRENDnet. Replacement products may be new or reconditioned. TRENDnet does not issue refunds or credit. Please contact the point-of-purchase for their return policies.

TRENDnet shall not be responsible for any software, firmware, information, or memory data of customer contained in, stored on, or integrated with any products returned to TRENDnet pursuant to any warranty.

There are no user serviceable parts inside the product. Do not remove or attempt to service the product by any unauthorized service center. This warranty is voided if (i) the product has been modified or repaired by any unauthorized service center, (ii) the product was subject to accident, abuse, or improper use (iii) the product was subject to conditions more severe than those specified in the manual.

Warranty service may be obtained by contacting TRENDnet within the applicable warranty period and providing a copy of the dated proof of the purchase. Upon proper submission of required documentation a Return Material Authorization (RMA) number will be issued. An RMA number is required in order to initiate warranty service support for all TRENDnet products. Products that are sent to TRENDnet for RMA service must have the RMA number marked on the outside of return packages and sent to TRENDnet prepaid, insured and packaged appropriately for safe shipment. Customers shipping from outside of the USA and Canada are responsible for return shipping fees. Customers shipping from outside of the USA are responsible for custom charges, including but not limited to, duty, tax, and other fees.

WARRANTIES EXCLUSIVE: IF THE TRENDNET PRODUCT DOES NOT OPERATE AS WARRANTED ABOVE, THE CUSTOMER'S SOLE REMEDY SHALL BE, AT TRENDNET'S OPTION, REPAIR OR REPLACE. THE FOREGOING WARRANTIES AND REMEDIES ARE EXCLUSIVE AND ARE IN LIEU OF ALL OTHER WARRANTIES, EXPRESSED OR IMPLIED, EITHER IN FACT OR BY OPERATION OF LAW, STATUTORY OR OTHERWISE, INCLUDING WARRANTIES OF MERCHANTABILITY AND FITNESS FOR A PARTICULAR PURPOSE. TRENDNET NEITHER ASSUMES NOR AUTHORIZES ANY OTHER PERSON TO ASSUME FOR IT ANY OTHER LIABILITY IN CONNECTION WITH THE SALE, INSTALLATION MAINTENANCE OR USE OF TRENDNET'S PRODUCTS.

TRENDNET SHALL NOT BE LIABLE UNDER THIS WARRANTY IF ITS TESTING AND EXAMINATION DISCLOSE THAT THE ALLEGED DEFECT IN THE PRODUCT DOES NOT EXIST OR WAS CAUSED BY CUSTOMER'S OR ANY THIRD PERSON'S MISUSE, NEGLIGENCE, IMPROPER INSTALLATION OR TESTING, UNAUTHORIZED ATTEMPTS TO REPAIR OR MODIFY, OR ANY OTHER CAUSE BEYOND THE RANGE OF THE INTENDED USE, OR BY ACCIDENT, FIRE, LIGHTNING, OR OTHER HAZARD.

LIMITATION OF LIABILITY: TO THE FULL EXTENT ALLOWED BY LAW TRENDNET ALSO EXCLUDES FOR ITSELF AND ITS SUPPLIERS ANY LIABILITY, WHETHER BASED IN CONTRACT OR TORT (INCLUDING NEGLIGENCE), FOR INCIDENTAL, CONSEQUENTIAL, INDIRECT, SPECIAL, OR PUNITIVE DAMAGES OF ANY KIND, OR FOR LOSS OF REVENUE OR PROFITS, LOSS OF BUSINESS, LOSS OF INFORMATION OR DATA, OR OTHER FINANCIAL LOSS ARISING OUT OF OR IN CONNECTION WITH THE SALE, INSTALLATION, MAINTENANCE, USE, PERFORMANCE, FAILURE, OR INTERRUPTION OF THE POSSIBILITY OF SUCH DAMAGES, AND LIMITS ITS LIABILITY TO REPAIR, REPLACEMENT, OR REFUND OF THE PURCHASE PRICE PAID, AT TRENDNET'S OPTION. THIS DISCLAIMER OF LIABILITY FOR DAMAGES WILL NOT BE AFFECTED IF ANY REMEDY PROVIDED HEREIN SHALL FAIL OF ITS ESSENTIAL PURPOSE.

Governing Law: This Limited Warranty shall be governed by the laws of the state of California.

PWP05202009v2

Certifications

This equipment has been tested and found to comply with FCC and CE Rules.

Operation is subject to the following two conditions:

- (1) This device may not cause harmful interference.
- (2) This device must accept any interference received. Including interference that may cause undesired operation.



Waste electrical and electronic products must not be disposed of with household waste. Please recycle where facilities exist. Check with you Local Authority or Retailer for recycling advice.



NOTE: THE MANUFACTURER IS NOT RESPONSIBLE FOR ANY RADIO OR TV INTERFERENCE CAUSED BY UNAUTHORIZED MODIFICATIONS TO THIS EQUIPMENT. SUCH MODIFICATIONS COULD VOID THE USER'S AUTHORITY TO OPERATE THE EQUIPMENT.

ADVERTENCIA

En todos nuestros equipos se mencionan claramente las características del adaptador de alimentación necesario para su funcionamiento. El uso de un adaptador distinto al mencionado puede producir daños físicos y/o daños al equipo conectado. El adaptador de alimentación debe operar con voltaje y frecuencia de la energía eléctrica domiciliar existente en el país o zona de instalación.



Product Warranty Registration

Please take a moment to register your product online.
Go to TRENDnet's website at <http://www.trendnet.com/register>