

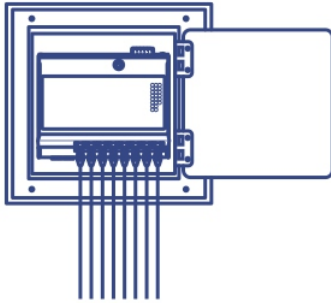


10-Port Industrial Gigabit PoE+ Wall-Mounted Front Access Switch

TI-PG102F (v1.0R)

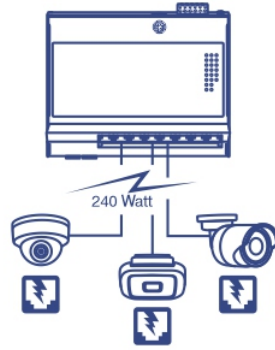
- 8 x Gigabit PoE+ ports
- 2 x Gigabit SFP slots
- 240W PoE power budget
- 20Gbps switching capacity
- Forwarding rate: 14.88Mpps (64-byte packet size)
- Supports jumbo frames up to 10KB
- Hardened IP40 rated metal housing
- Includes DIN-Rail Bracket and magnetic wall mount kit
- Operating temperature range of -40° – 75° C (-40° – 167° F)
- Redundant power inputs with overload current protection
- Alarm relay triggered by power failure
- Power supply sold separately (models: TI-S24048, TI-S48048, and 48VDC3000)

TRENDnet's Industrial Gigabit PoE+ Wall-Mounted Front Access Switch Series is well suited for IP surveillance, IoT, and automation networks for homes and businesses. These hardened industrial gigabit flat switches provide front access to ports and power interfaces for easier installation. The flat and compact size make them ideal for cabinet installations where space is limited. Each hardened industrial front access switch features gigabit PoE+ ports for connecting devices, such as wireless access points, IP cameras, and IoT appliances. These hardened front access switches come equipped with an IP40 rated metal enclosure, designed to withstand a high degree of vibration and shock, while operating within a wide temperature range of -40° – 75° C (-40° – 167° F) for industrial environments.



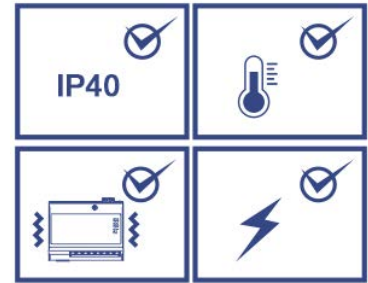
Wall-Mounted Front Access Switch

The wall mountable flat switch provides front access to ports and power interfaces for easier installation. Its flat and compact size make it ideal for cabinet installations where space is limited.



PoE+ Power

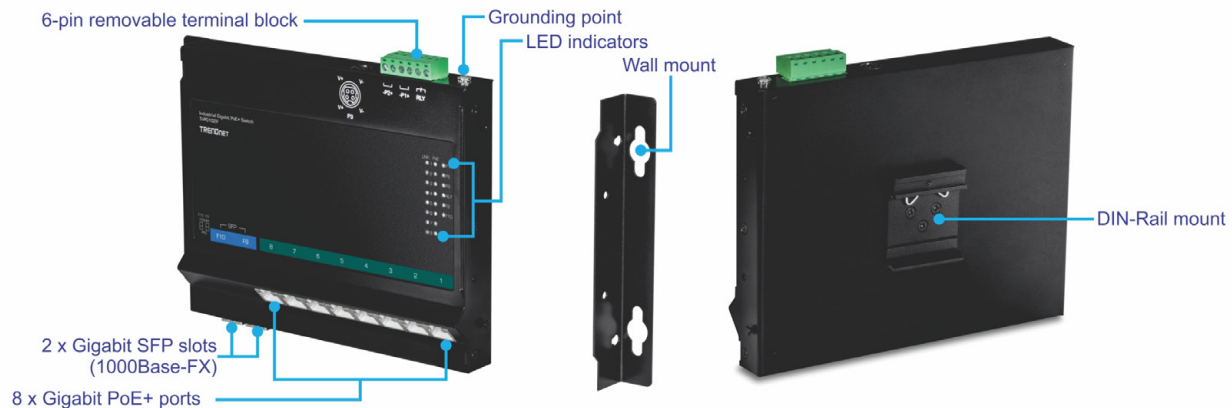
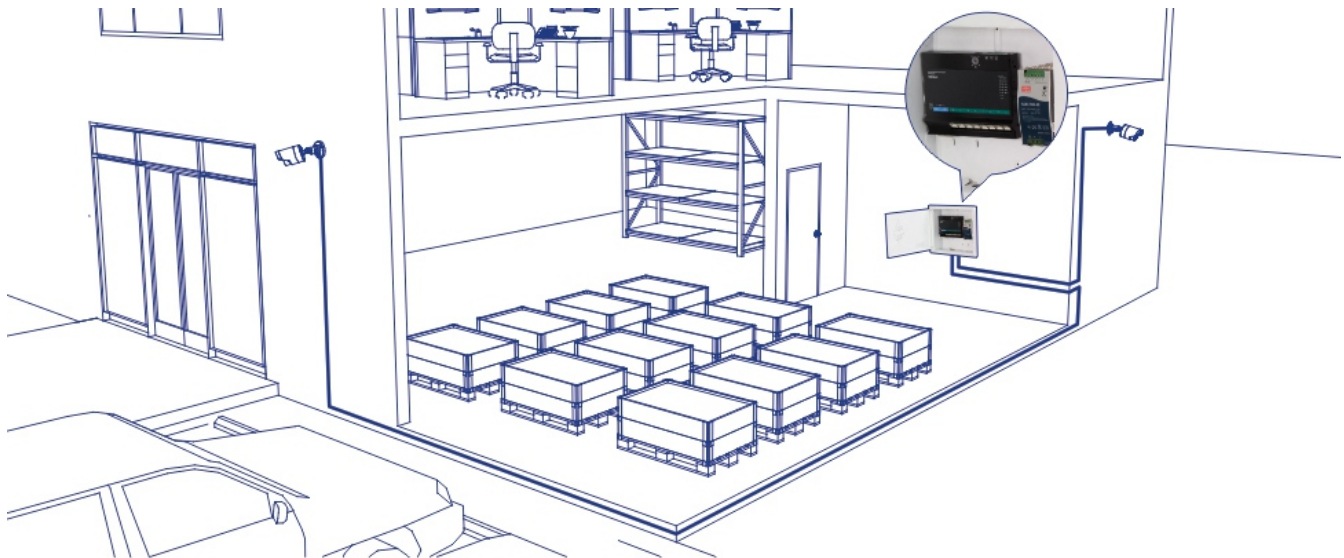
A 240W PoE power budget supplies PoE power from the hardened industrial front access switch to up to eight Power over Ethernet devices.



Hardened Industrial Design

Equipped with an IP40 rated metal enclosure, this front access switch is designed to withstand a high degree of vibration and shock, while operating within a wide temperature range of -40° – 75° C (-40° – 167° F) for industrial environments.

NETWORKING SOLUTION



FEATURES



Network Ports

8 x Gigabit PoE+ ports, and 2 x Gigabit SFP Slots



PoE Power

Supplies up to 30W of PoE+ power per port with a 240W power budget



Hardware Design

Wall mountable hardware design provides front access to ports and power interfaces for easier installation



Compact

The flat and compact size makes the front access switch ideal for cabinet installations where space is limited



Mounting Hardware

Includes DIN-Rail bracket and magnetic wall mount kit



Switching Capacity

20Gbps switching capacity



Redundant Power

Dual power inputs provide redundant power with overload current protection, and an output alarm relay to indicate input power failure. (Power supply sold separately, models: TI-S24048, TI-S48048, and 48VDC3000)



Alarm Relay

Alarm relay output triggered by power failure of primary or secondary power inputs



Jumbo Frames

Sends larger packets, or jumbo frames (up to 10KB), for increased performance



Wide Temperature Range

Hardened industrial housing offers a wide operating temperature range of -40° – 75° C (-40° – 167° F), allowing for installations in extreme hot and cold environments



Shock and Vibration Resistant

Hardened design rated for shock (EN 60068-2-27), freefall (EN 60068-2-32), and vibration (EN 60068-2-6) for industrial settings



Electro Magnetic Compliance

Complies with industrial EMS certifications (IEC 61000-4-2) ESD: Contact: 6kV | Air: 8kV, (IEC 61000-4-4) EFT: Power: 2kV | Signal: 2kV, (61000-4-5) Surge: Power: 2kV | Signal: 2kV



LED Indicators

Front access switch with LED indicators that convey power and port status



Grounding Point

Grounding point protects equipment from external electrical surges

SPECIFICATIONS

Standards

- IEEE 802.3
- IEEE 802.3u
- IEEE 802.3ab
- IEEE 802.3x
- IEEE 802.3af
- IEEE 802.3at

Device Interface

- 8 x Gigabit PoE+ ports
- 2 x Gigabit SFP slots (1000Base-FX)
- 6-pin removable terminal block
- LED indicators
- Wall mount
- DIN-Rail mount
- Grounding point

Data Transfer Rate

- Ethernet: 10Mbps (half duplex), 20Mbps (full duplex)
- Fast Ethernet: 100Mbps (half duplex), 200Mbps (full duplex)
- Gigabit: 2000Mbps (full duplex)
- SFP: 2000Mbps (full duplex)

Performance

- Data RAM Buffer: 0.25MB (Change unit of measure)
- Switching Fabric: 20Gbps
- MAC Address Table: 11K entries
- Jumbo Frame: 10KB
- Forwarding rate: 14.88Mpps (64-byte packet size)

Special Features

- Hardened components rated for extreme temperatures
- Redundant power inputs
- Power DIN adapter (sold separately: model 48VDC3000)
- ESD 8kV support
- Low-profile design

DC Power

- Input: 48 – 56V DC
- Recommended power supply: TI-S24048 (sold separately)
- Max. consumption: 4.8W (no PoE)

Optional Power DIN Adapter (48VDC3000 sold separately)

- Input: 100 – 240V AC, 50/60Hz, 2A
- Output: 48V DC, 3.34A 160W max.

PoE

- PoE budget: 240W

Terminal Block

- Redundant power inputs, alarm relay contact, 6-pin
- Wire range: 0.34mm² to 2.5mm²
- Solid wire (AWG): 12-24/14-22
- Stranded wire (AWG): 12-24/14-22
- Torque: 5 lb. – in. / 0.5Nm / 0.56Nm
- Wire strip length: 7-8mm

Alarm Relay Contact

- Relay outputs with current carrying capacity of 1A, 24V DC
- Open circuit mode when two power sources are connected
- Short circuit mode when only one power source is connected

MTBF

- 459,123 hours

Housing

- IP40 metal case
- DIN-Rail mount
- Wall mount
- Grounding point

Operating Temperature

- -40° – 75° C (-40° – 167° F)

Operating Humidity

- Max. 95% non-condensing

Dimensions

- 150 x 145 x 23mm (5.9 x 5.7 x 1 in.)

Weight

- 635g (22.5 oz.)

Certifications

- CE
- FCC
- Shock (IEC 60068-2-27)
- Freefall (IEC 60068-2-32)
- Vibration (IEC 60068-2-6)
- IEC 61000-4-2
- IEC 61000-4-4
- IEC 61000-4-5

Warranty

- 3 year

Package Contents

- TI-PG102F
- Quick Installation Guide
- Removable terminal block
- DIN-Rail and magnetic wall mount kits