

Quick Installation Guide



TFW-H3PI

Table of Contents

Русский	1
1. Что нужно сделать в самом начале	1
2. Порядок установки	2
Troubleshooting	5

1. Что нужно сделать в самом начале



Содержимое упаковки

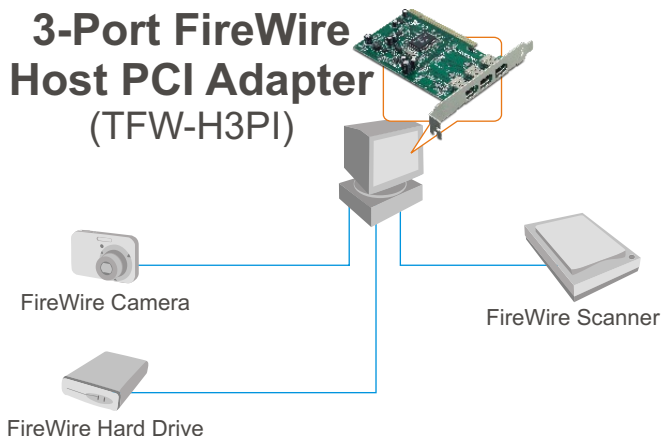
- TFW-H3PI
- Руководство по быстрой установке
- Кабель IEEE 1394 FireWire

Системные требования

- 32-разрядное гнездо PCI 2.1
- ЦП: 300 МГц или более (Windows 2003 Server/XP/2000/ME/98SE)/
800 МГц или более (Windows Vista)
- Память: ОЗУ 256 МБ или более (Windows 2003 Server/XP/2000/ME/
98SE, Mac OS X 8.6~10.4)/ ОЗУ 512 МБ или более (Windows Vista)

Применение

3-Port FireWire Host PCI Adapter (TFW-H3PI)



— FireWire

2. Порядок установки


Примечание: касательно установки оборудования обратитесь к руководству пользователя своего компьютера.

1. Отключите компьютер.

2. Откройте корпус компьютера.



3. Плотно задвиньте PC-карту в свободный слот для PCI-карт настольного ПК и затем **выполните перезагрузку.**

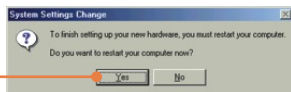


Примечание: для Windows 2000/XP/Vista **перейдите к шагу 4.** для Windows ME **перейдите к шагу 7.**

Windows ME/2000/XP/2003 Server/Vista

4. Драйверы установятся автоматически.

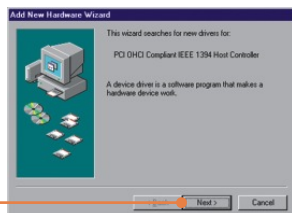
5. Нажмите **Да** для перезагрузки компьютера (только Windows ME).



6. Перейдите к шагу 13.

Windows 98SE

7. Щелкните по кнопке **Next**.



8. Щелкните по кнопке **Next**.



9. Щелкните по кнопке **Next**.



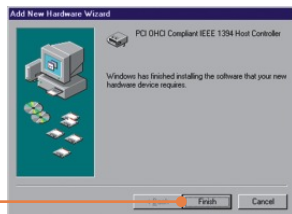
10. Щелкните по кнопке **Next**.




11. Вставьте компакт-диск с Windows 98SE и нажмите на **OK**



12. Щелкните по кнопке **Finish** (Завершить).



13. Присоедините устройства IEEE 1394 FireWire к портам FireWire.



Установка завершена.

Зарегистрируйте свой продукт

Для того, чтобы воспользоваться сервисным обслуживанием и поддержкой на высшем уровне, предлагаем вам зарегистрировать свой продукт в режиме онлайн здесь: <http://www.trendnet.ru/products/registration.php>
Благодарим Вас за то, что Вы выбрали TRENDnet

Q1: Where is the Driver CD-Rom for the TFW-H3PI?

A1: The TFW-H3PI does not require unique drivers for Windows; it uses preinstalled FireWire drivers provided by your operating system.

Q2: Can I connect or disconnect the FireWire cable while the computer is on?

A2: Yes, you can connect or disconnect the FireWire cable, or any external FireWire device while the computer is on because the FireWire interface is Plug-and-Play and hot-pluggable.

Q3: After successfully installing the TFW-H3PI FireWire PCI Adapter, I connected my external FireWire device to the FireWire port, but it doesn't seem to work. What should I do?

A3: Make sure you connect your external AC Power Adapter to the external FireWire device and that the device is powered on. Also make sure that you have installed the correct driver for your external FireWire device.

If you still encounter problems or have any questions regarding the TFW-H3PI, please contact TRENDnet's Technical Support Department.

Limited Warranty

TRENDnet warrants its products against defects in material and workmanship, under normal use and service, for the following lengths of time from the date of purchase.

TFW-H3PI - 2 Year Warranty

If a product does not operate as warranted above during the applicable warranty period, TRENDnet shall, at its option and expense, repair the defective product or part, deliver to customer an equivalent product or part to replace the defective item, or refund to customer the purchase price paid for the defective product. All products that are replaced will become the property of TRENDnet. Replacement products may be new or reconditioned.

TRENDnet shall not be responsible for any software, firmware, information, or memory data of customer contained in, stored on, or integrated with any products returned to TRENDnet pursuant to any warranty.

There are no user serviceable parts inside the product. Do not remove or attempt to service the product by any unauthorized service center. This warranty is voided if (i) the product has been modified or repaired by any unauthorized service center, (ii) the product was subject to accident, abuse, or improper use (iii) the product was subject to conditions more severe than those specified in the manual.

Warranty service may be obtained by contacting TRENDnet office within the applicable warranty period for a Return Material Authorization (RMA) number, accompanied by a copy of the dated proof of the purchase. Products returned to TRENDnet must be pre-authorized by TRENDnet with RMA number marked on the outside of the package, and sent prepaid, insured and packaged appropriately for safe shipment.

WARRANTIES EXCLUSIVE: IF THE TRENDnet PRODUCT DOES NOT OPERATE AS WARRANTED ABOVE, THE CUSTOMER'S SOLE REMEDY SHALL BE, AT TRENDnet'S OPTION, REPAIR OR REPLACEMENT. THE FOREGOING WARRANTIES AND REMEDIES ARE EXCLUSIVE AND ARE IN LIEU OF ALL OTHER WARRANTIES, EXPRESSED OR IMPLIED, EITHER IN FACT OR BY OPERATION OF LAW, STATUTORY OR OTHERWISE, INCLUDING WARRANTIES OF MERCHANTABILITY AND FITNESS FOR A PARTICULAR PURPOSE. TRENDnet NEITHER ASSUMES NOR AUTHORIZES ANY OTHER PERSON TO ASSUME FOR IT ANY OTHER LIABILITY IN CONNECTION WITH THE SALE, INSTALLATION MAINTENANCE OR USE OF TRENDnet'S PRODUCTS.

TRENDnet SHALL NOT BE LIABLE UNDER THIS WARRANTY IF ITS TESTING AND EXAMINATION DISCLOSE THAT THE ALLEGED DEFECT IN THE PRODUCT DOES NOT EXIST OR WAS CAUSED BY CUSTOMER'S OR ANY THIRD PERSON'S MISUSE, NEGLIGENCE, IMPROPER INSTALLATION OR TESTING, UNAUTHORIZED ATTEMPTS TO REPAIR OR MODIFY, OR ANY OTHER CAUSE BEYOND THE RANGE OF THE INTENDED USE, OR BY ACCIDENT, FIRE, LIGHTNING, OR OTHER HAZARD.

LIMITATION OF LIABILITY: TO THE FULL EXTENT ALLOWED BY LAW TRENDnet ALSO EXCLUDES FOR ITSELF AND ITS SUPPLIERS ANY LIABILITY, WHETHER BASED IN CONTRACT OR TORT (INCLUDING NEGLIGENCE), FOR INCIDENTAL, CONSEQUENTIAL, INDIRECT, SPECIAL, OR PUNITIVE DAMAGES OF ANY KIND, OR FOR LOSS OF REVENUE OR PROFITS, LOSS OF BUSINESS, LOSS OF INFORMATION OR DATA, OR OTHER FINANCIAL LOSS ARISING OUT OF OR IN CONNECTION WITH THE SALE, INSTALLATION, MAINTENANCE, USE, PERFORMANCE, FAILURE, OR INTERRUPTION OF THE POSSIBILITY OF SUCH DAMAGES, AND LIMITS ITS LIABILITY TO REPAIR, REPLACEMENT, OR REFUND OF THE PURCHASE PRICE PAID, AT TRENDnet'S OPTION. THIS DISCLAIMER OF LIABILITY FOR DAMAGES WILL NOT BE AFFECTED IF ANY REMEDY PROVIDED HEREIN SHALL FAIL OF ITS ESSENTIAL PURPOSE.

Governing Law: This Limited Warranty shall be governed by the laws of the state of California.

AC/DC Power Adapter, Cooling Fan, Cables and Power Supply carry 1 Year Warranty

Certifications

This equipment has been tested and found to comply with FCC and CE Rules.

Operation is subject to the following two conditions:

- (1) This device may not cause harmful interference.
- (2) This device must accept any interference received. Including interference that may cause undesired operation.



Waste electrical and electronic products must not be disposed of with household waste. Please recycle where facilities exist. Check with your Local Authority or Retailer for recycling advice.



NOTE: THE MANUFACTURER IS NOT RESPONSIBLE FOR ANY RADIO OR TV INTERFERENCE CAUSED BY UNAUTHORIZED MODIFICATIONS TO THIS EQUIPMENT. SUCH MODIFICATIONS COULD VOID THE USER'S AUTHORITY TO OPERATE THE EQUIPMENT.

ADVERTENCIA

En todos nuestros equipos se mencionan claramente las características del adaptador de alimentación necesario para su funcionamiento. El uso de un adaptador distinto al mencionado puede producir daños físicos y/o daños al equipo conectado. El adaptador de alimentación debe operar con voltaje y frecuencia de la energía eléctrica domiciliar existente en el país o zona de instalación.



TRENDnet®

TRENDnet Technical Support

US • Canada

Toll Free Telephone: 1(866) 845-3673

24/7 Tech Support



Europe (Germany • France • Italy • Spain • Switzerland • UK)

Toll Free Telephone: +00800 60 76 76 67

English/Espanol - 24/7

Francais/Deutsch - 11am-8pm, Monday - Friday MET

Worldwide

Telephone: +{31}(0) 20 504 05 35

English/Espanol - 24/7

Francais/Deutsch - 11am-8pm, Monday - Friday MET

Product Warranty Registration

Please take a moment to register your product online.

Go to TRENDnet's website at <http://www.trendnet.com/register>

TRENDnet®

20675 Manhattan Place
Torrance, CA 90501
USA