




TRENDNET



Quick Installation Guide



TFU-H33PI

Table of Contents

| | |
|--------------------------------------|---|
| Español | 1 |
| 1. Antes de iniciar | 1 |
| 2. Instalación del Hardware | 2 |
| 3. Instalación del controlador | 4 |
| Troubleshooting | 5 |

1. Antes de iniciar



Contenidos del paquete

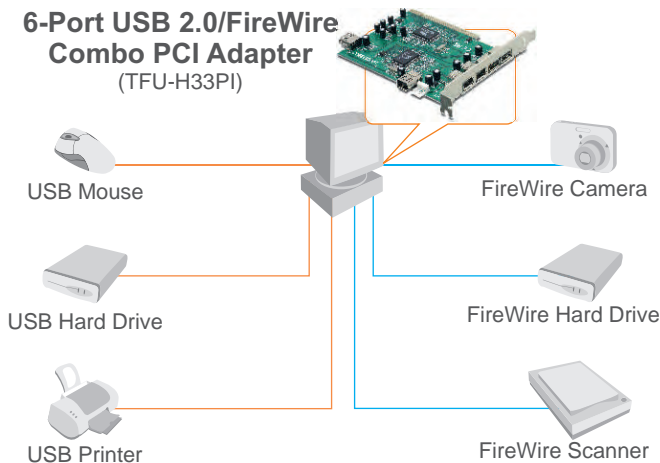
- TFU-H33PI
- CD-ROM del controlador
- Guía de instalación rápida

Requisitos del sistema

- PC con sistemas operativos compatibles
- Ranura Versión PCI 2.2 disponible

Aplicación

6-Port USB 2.0/FireWire Combo PCI Adapter (TFU-H33PI)



— 480Mbps USB 2.0
— 12Mbps USB 1.1 *

— FireWire

* Backwards compatible
with USB 1.1 at 12Mbps

2. Instalación del Hardware

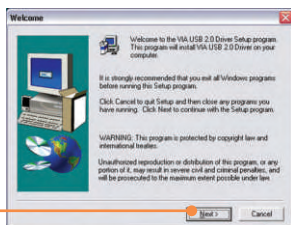
¡Importante! NO instale el adaptador PCI en el PC hasta que no se le indique.

Para usuarios de Windows

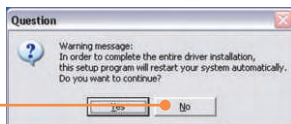
1. Después de introducir el CD-ROM del controlador, busque su unidad de CD-ROM. Haga doble clic en **Setup.exe**.



2. Haga clic en **Next** (Siguiente).



3. Haga clic en **No**, después apague su PC.




Nota: Por favor consulte el manual de usuario de su PC para la instalación del hardware

4. Abra la caja de su PC.



5. Inserte firmemente la tarjeta PCI en una ranura PCI disponible de su PC de escritorio, cierre la caja del PC y encienda el PC.



3. Instalación del controlador

Nota: Después de introducir el TFU-H33PI en una de sus ranuras USB, Windows (XP/2000) detectará el dispositivo de forma automática. Pase a la sección apropiada detallada a continuación antes de instalar el controlador.

Windows 2000/XP

1. Tras reiniciar su PC, Windows completará automáticamente la instalación de su nuevo hardware.



La instalación ha sido completada

Q1: Can I connect or disconnect USB or FireWire devices while the computer is on?

A1: Yes, you can connect or disconnect any external USB or FireWire devices while the computer is on because the USB and FireWire interfaces are Plug-and-Play compliant and hot-pluggable.

Q2: I have a USB 1.1 cable. Can it work with USB 2.0 devices?

A2: Yes, it works but it may cause problems for connecting high-speed USB 2.0 external peripherals. It is recommended that you use a certified USB 2.0 cable for USB 2.0 devices.

Q3: After successful installation of the TFU-H33PI USB 2.0/FireWire Combo PCI Card, I connect my external USB/FireWire device to the USB/FireWire port, but it doesn't seem to work. What should I do?

A3: Most external USB/FireWire devices require their own power source. Make sure your USB/FireWire device is connected with an external AC power adapter and the device is powered on. If your USB/FireWire device requires a software driver, please make sure the driver is properly installed.

If you still encounter problems or have any questions regarding the TFU-H33PI, please contact TRENDnet's Technical Support Department.

Certifications

This equipment has been tested and found to comply with FCC and CE Rules.

Operation is subject to the following two conditions:

- (1) This device may not cause harmful interference.
- (2) This device must accept any interference received. Including interference that may cause undesired operation.



Waste electrical and electronic products must not be disposed of with household waste. Please recycle where facilities exist. Check with your Local Authority or Retailer for recycling advice.



NOTE: THE MANUFACTURER IS NOT RESPONSIBLE FOR ANY RADIO OR TV INTERFERENCE CAUSED BY UNAUTHORIZED MODIFICATIONS TO THIS EQUIPMENT. SUCH MODIFICATIONS COULD VOID THE USER'S AUTHORITY TO OPERATE THE EQUIPMENT.

Limited Warranty

TRENDnet warrants its products against defects in material and workmanship, under normal use and service, for the following lengths of time from the date of purchase.

TFU-H33PI - 2 Year Warranty

If a product does not operate as warranted above during the applicable warranty period, TRENDnet shall, at its option and expense, repair the defective product or part, deliver to customer an equivalent product or part to replace the defective item, or refund to customer the purchase price paid for the defective product. All products that are replaced will become the property of TRENDnet. Replacement products may be new or reconditioned.

TRENDnet shall not be responsible for any software, firmware, information, or memory data of customer contained in, stored on, or integrated with any products returned to TRENDnet pursuant to any warranty.

There are no user serviceable parts inside the product. Do not remove or attempt to service the product by any unauthorized service center. This warranty is voided if (i) the product has been modified or repaired by any unauthorized service center, (ii) the product was subject to accident, abuse, or improper use (iii) the product was subject to conditions more severe than those specified in the manual.

Warranty service may be obtained by contacting TRENDnet office within the applicable warranty period for a Return Material Authorization (RMA) number, accompanied by a copy of the dated proof of the purchase. Products returned to TRENDnet must be pre-authorized by TRENDnet with RMA number marked on the outside of the package, and sent prepaid, insured and packaged appropriately for safe shipment.

WARRANTIES EXCLUSIVE: IF THE TRENDnet PRODUCT DOES NOT OPERATE AS WARRANTED ABOVE, THE CUSTOMER'S SOLE REMEDY SHALL BE, AT TRENDnet'S OPTION, REPAIR OR REPLACEMENT. THE FOREGOING WARRANTIES AND REMEDIES ARE EXCLUSIVE AND ARE IN LIEU OF ALL OTHER WARRANTIES, EXPRESSED OR IMPLIED, EITHER IN FACT OR BY OPERATION OF LAW, STATUTORY OR OTHERWISE, INCLUDING WARRANTIES OF MERCHANTABILITY AND FITNESS FOR A PARTICULAR PURPOSE. TRENDnet NEITHER ASSUMES NOR AUTHORIZES ANY OTHER PERSON TO ASSUME FOR IT ANY OTHER LIABILITY IN CONNECTION WITH THE SALE, INSTALLATION MAINTENANCE OR USE OF TRENDnet'S PRODUCTS.

TRENDnet SHALL NOT BE LIABLE UNDER THIS WARRANTY IF ITS TESTING AND EXAMINATION DISCLOSE THAT THE ALLEGED DEFECT IN THE PRODUCT DOES NOT EXIST OR WAS CAUSED BY CUSTOMER'S OR ANY THIRD PERSON'S MISUSE, NEGLIGENCE, IMPROPER INSTALLATION OR TESTING, UNAUTHORIZED ATTEMPTS TO REPAIR OR MODIFY, OR ANY OTHER CAUSE BEYOND THE RANGE OF THE INTENDED USE, OR BY ACCIDENT, FIRE, LIGHTNING, OR OTHER HAZARD.

LIMITATION OF LIABILITY: TO THE FULL EXTENT ALLOWED BY LAW TRENDnet ALSO EXCLUDES FOR ITSELF AND ITS SUPPLIERS ANY LIABILITY, WHETHER BASED IN CONTRACT OR TORT (INCLUDING NEGLIGENCE), FOR INCIDENTAL, CONSEQUENTIAL, INDIRECT, SPECIAL, OR PUNITIVE DAMAGES OF ANY KIND, OR FOR LOSS OF REVENUE OR PROFITS, LOSS OF BUSINESS, LOSS OF INFORMATION OR DATE, OR OTHER FINANCIAL LOSS ARISING OUT OF OR IN CONNECTION WITH THE SALE, INSTALLATION, MAINTENANCE, USE, PERFORMANCE, FAILURE, OR INTERRUPTION OF THE POSSIBILITY OF SUCH DAMAGES, AND LIMITS ITS LIABILITY TO REPAIR, REPLACEMENT, OR REFUND OF THE PURCHASE PRICE PAID, AT TRENDnet'S OPTION. THIS DISCLAIMER OF LIABILITY FOR DAMAGES WILL NOT BE AFFECTED IF ANY REMEDY PROVIDED HEREIN SHALL FAIL OF ITS ESSENTIAL PURPOSE.

Governing Law: This Limited Warranty shall be governed by the laws of the state of California.

AC/DC Power Adapter, Cooling Fan, and Power Supply carry 1 Year Warranty



TRENDnet

TRENDnet Technical Support

US/Canada Support Center

Contact

Telephone: 1(866) 845-3673

Email: support@trendnet.com

Tech Support Hours

24/7 Toll Free Tech Support



European Support Center

Contact**Telephone:**

Deutsch : +49 (0) 6331 / 268-460

Français : +49 (0) 6331 / 268-461

0800-90-71-61 (numéro vert)

Español : +49 (0) 6331 / 268-462

English : +49 (0) 6331 / 268-463

Italiano : +49 (0) 6331 / 268-464

Dutch : +49 (0) 6331 / 268-465

Fax: +49 (0) 6331 / 268-466

Tech Support Hours

8:00am - 6:00pm

Middle European Time

Monday - Friday

Product Warranty Registration

Please take a moment to register your product online.

Go to TRENDnet's website at <http://www.trendnet.com>

TRENDnet

3135 Kashiwa Street

Torrance, CA 90505

USA