

TRENDnet[®]



Quick Installation Guide

TFC-1000MSC

1. Before You Start

Package Contents

- TFC-1000MSC
- Quick Installation Guide
- Power Adapter (5V DC, 1A)

Environmental Requirements

- Operating Temperature: 0 – 40 °C (32 – 104 °F)
- Storage Temperature: -25 – 70 °C (-13 – 158 °F)
- Humidity: Max. 90% (non-condensing)

Note: Environment must be free from strong electromagnetic field generators (such as motors), vibration, dust and direct exposure to sunlight.

Minimum Requirement

- Sturdy, level surface that can support the weight of the fiber converter
- Gigabit network device or appliance
- Multi-Mode SC duplex type fiber cable
- Cat.5e or Cat.6 RJ-45 network cable


Optional Equipment

- TFC-1600 chassis

2. Hardware Installation

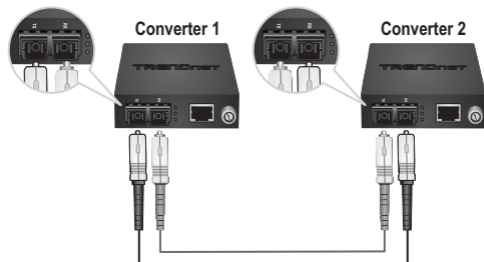
Installing Two Stand Alone TFC-1000MSC Fiber Converters

1. Connect a network cable from a Gigabit port of the TFC-1000MSC to a Gigabit port on your switch (e.g. TEG-S24Dg, TEG-S16Dg).

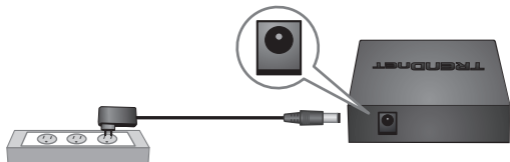


2. Connect the two fiber converters with a fiber cable.

Note: The TX cable of one fiber converter must be plugged into the RX port of the second converter.




3. Supply power by connecting the included adapter to the back of each fiber converter and plug into an outlet.



Installing a TFC-1000MSC in a TFC-1600 Chassis

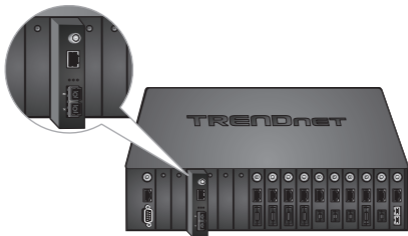
1. Unscrew the bay cover from the desired bay on the chassis.



2. Remove the TFC-1000MSC by unscrewing the thumbscrew and pulling the unit away from the metal casing.



- Slide the Fiber Converter into an available slot and fasten the thumbscrew.



- Connect a network cable from the Gigabit port of the fiber converter to a Gigabit port on your switch. From here, you can connect to another fiber converter or any device with a Gigabit port and fiber port.

Note: When connecting two fiber converters, the TX cable of one fiber converter must be plugged into the RX port of the second converter.

3. LEDs and DIP Switches

LEDs			
LED	Color	Sequence	Function
Power	Green	Solid	Powered On
	Off	N/A	Powered Off
TX LINK / ACT	Green	Solid	Ethernet Connection
	Green	Blinking	Data transmission
	Off	N/A	No Link
FX LINK / ACT	Green	Solid	Fiber Connection
	Green	Blinking	Data transmission
	Off	N/A	No Link

Dip Switches

Switch	Action	Function
1	On	LLCF Enable
	Off	LLCF Disable
2	On	Fiber Forced Mode
	Off	Fiber Auto-Negotiation

Note:

- DIP switch settings can be changed at any time. Users can either (1) unplug the power supply, change the DIP switch settings, and plug in the power supply; or (2) change the DIP switch settings and power cycle the device.
- The default setting on Dip Switch 2 is set to "Off" (Auto-Negotiation) position. Put in "On" position only when the other end of the fiber converter is required to use Force mode.
- LLCF** stands for **Link Loss Carry Forward**. To use this function, both sides of the fiber converter must support LLCF function. **Only enable LLCF function in one of the fiber converters.** When one side of the Ethernet TX cable loses signal, the LED on that unit will turn off (the other unit's Ethernet TX LED will remain lit). When one unit's Fiber TX or RX is lost, the FX LED on both units will shut off. The connected device may changed LED behavior.

Declaration of Conformity

TRENDNET®

Manufacturer's Name and Address

TRENDnet, Inc.
20675 Manhattan Place
Torrance, CA 90501 USA



Product Information

Model Number: TFC-1000MSC
Product Name: Intelligent 1000Base-T to 1000Base-SX Multi-Mode SC Fiber Converter
Trade Name: TRENDnet

TRENDnet hereby declares that the product is in compliance with the essential requirements and other relevant provisions under our sole responsibility.

Safety

EN 60950-1: 2006 + A11: 2009 + A1: 2010 + A12: 2011 + A2: 2013

EMC

EN 55022: 2010 + AC: 2011 Class A
EN 61000-3-2: 2006 + A1: 2009 + A2: 2009
EN 61000-3-3: 2013
EN 55024: 2010

This product is herewith confirmed to comply with the Directives.

Directives:

Low Voltage Directive 2006/95/EC and 2014/35/EU
EMC Directive 2004/108/EC
RoHS Directive 2011/65/EU
REACH Regulation (EC) No. 1907/2006

Person responsible for this declaration.

Place of Issue: Torrance, California, USA

Date: September 10, 2015

Name: Sonny Su

Title: Director of Technology

Signature:

A handwritten signature in black ink, appearing to read 'Sonny Su', is written over a horizontal line.

Limited Warranty

TRENDnet warrants its products against defects in material and workmanship, under normal use and service, for the following length of time from the date of purchase. Warranty: 3 year limited warranty (When Applicable: 1 year warranty for power adapter, power supply, and cooling fan components.) Visit TRENDnet.com to review the full warranty policy, rights, and restrictions for this product.

Garantie Limitée

TRENDnet garantit ses produits contre les défauts matériels et de fabrication, dans des conditions normales d'utilisation et de service, pour les durées suivantes, à compter de la date de leur achat. Limitée: 3 ans de garantie limitée (Si applicable: 1 an de garantie sur l'adaptateur secteur, l'alimentation en énergie et les composants du ventilateur de refroidissement.) Visitez TRENDnet.com pour lire la politique complète de garantie, les droits et les restrictions s'appliquant à ce produit.

Begrenzte Garantie

TRENDnet garantiert, dass seine Produkte bei normaler Benutzung und Wartung während der nachfolgend genannten Zeit ab dem Kaufdatum keine Material- und Verarbeitungsschäden aufweisen. Garantie: 3-Jahres-Garantie (Soweit zutreffend: 1 Jahr Garantie für Netzteil, Stromkabel und Ventilator.) Alle Garantiebedingungen, Rechte und Einschränkungen für dieses Produkt finden Sie auf TRENDnet.com.

Garantía Limitada

TRENDnet garantiza sus productos contra defectos en los materiales y mano de obra, bajo uso y servicio normales, durante el siguiente periodo de tiempo a partir de la fecha de compra. Garantía: 3 años (Cuando proceda: 1 año de garantía para componentes de adaptadores de corriente, fuente de alimentación y ventiladores de refrigeración.) Visite TRENDnet.com para revisar la política de garantía, derechos y restricciones para este producto.

Ограниченная гарантия

Гарантия компании TRENDnet распространяется на дефекты, возникшие по вине производителя, при соблюдении условий эксплуатации и обслуживания в течение установленного периода с момента приобретения. (Продукт: Ограниченная гарантия: Трехлетняя ограниченная гарантия (Распространяется: На протяжении 1 года на силовые адаптеры, источники питания и компоненты вентилятора охлаждения) Полную версию гарантийных обязательств, а также права пользователя и ограничения при эксплуатации данного продукта смотрите на вебсайте TRENDnet.com.

Garantia Limitada

TRENDnet garante seus produtos contra defeitos em material e mão de obra, sob condições normais de uso e serviço, pelo seguinte tempo a partir da data da compra. Garantia: Garantia limitada de 3 anos. (Quando aplicável: 1 ano de garantia para adaptador de tensão, fonte e componentes de ventoinhas). Visite TRENDnet.com para conhecer a política de garantia completa, direitos e restrições para este produto.)

Piiratud garantii

TRENDneti tavatingimustes kasutatavatel ja hooldatavatel toodetel on järgmise ajavahemiku jooksul (alates ostukuupäevast) tootmis-ja materjalidefektide garantii. garantii: 3-aastane piiratud garantii. (Garantii kohaldatakse: toiteadapteri, toiteallika ja jahutusventilaatori osadel on 1-aastane garantii.) Täisgarantii põhimõtete, õiguste ja piirangute kohta leiate lisateavet saidilt TRENDnet.com.

Гарантія компанії

Гарантія компанії TRENDnet поширюється на дефекти, що виникли з вини виробника, при дотриманні умов експлуатації та обслуговування протягом встановленого періоду з моменту придбання. (Продукт: Обмежена гарантія: 3 роки обмеженої гарантії (Поширюється: Протягом 1 року на силові адаптери, джерела живлення і компоненти вентилятора охолодження) Повну версію гарантійних зобов'язань, а також права користувача та обмеження при експлуатації даного продукту дивіться на вебсайті TRENDnet.com.

Certifications

This device complies with Part 15 of the FCC Rules. Operation is subject to the following two conditions:

- (1) This device may not cause harmful interference.
- (2) This device must accept any interference received. Including interference that may cause undesired operation.



Waste electrical and electronic products must not be disposed of with household waste. Please recycle where facilities exist. Check with your Local Authority or Retailer for recycling advice.

Applies to PoE Products Only: This product is to be connected only to PoE networks without routing to the outside plant.

Note

The Manufacturer is not responsible for any radio or TV interference caused by unauthorized modifications to this equipment. Such modifications could void the user's authority to operate the equipment.

Advertencia

En todos nuestros equipos se mencionan claramente las características del adaptador de alimentación necesario para su funcionamiento. El uso de un adaptador distinto al mencionado puede producir daños físicos y/o daños al equipo conectado. El adaptador de alimentación debe operar con voltaje y frecuencia de la energía eléctrica domiciliar existente en el país o zona de instalación.

Technical Support

If you have any questions regarding the product installation, please contact our Technical Support.

Toll free US/Canada: 1-866-845-3673

Regional phone numbers available
at www.trendnet.com/support

Product Warranty Registration

Please take a moment to register your product online. Go to TRENDnet's website at:
<http://www.trendnet.com/register>

TRENDnet

20675 Manhattan Place, Torrance, CA 90501. USA

Copyright © 2015. All Rights Reserved. TRENDnet.