



## 10 dBi Wireless N300 Outdoor PoE Preconfigured Point-to-Point Bridge Kit

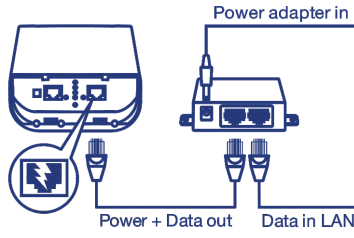
TEW-740APBO2K (v3.0R)

- Wireless N300 point-to-point networking (2.4 GHz)
- Includes two preconfigured wireless N access points
- IP56 outdoor weather rated housing
- Built-in 10 dBi directional antenna
- Supports Access Point, WDS Bridge, WDS Access Point, WDS Station, and Client Bridge modes
- Proprietary PoE power adapters included
- 1 x 10/100Mbps PoE-in port, and 1 x 10/100Mbps port

TRENDnet's 10 dBi Wireless N300 Outdoor PoE Preconfigured Point-to-Point Bridge Kit, model TEW-740APBO2K, is the easiest way for you to provide long-distance, point-to-point wireless connectivity. The long-range outdoor access point kit is ideal for use with building-to-building communications, utility poles, surveillance solutions, and more.

Reduce installation time and infrastructure costs. This preconfigured directional point-to-point bridge kit is ready to install out of the box, with no additional WiFi configurations required\*. Conveniently link two locations together with Wireless N300 speeds and performance, especially when you are unable to run network cables.

The durable access point housing is IP56 weather rated housing, and designed and tested for harsh, outdoor environments. This long-range outdoor access point bridge kit features built-in, high-performance 10 dBi antennas, and conveniently includes both wall and pole mounting hardware for installation flexibility.



### Preconfigured Point-to-Point Bridge

Reduce installation cost and setup time with this preconfigured, and pre-encrypted long-range outdoor wireless access point bridge kit.

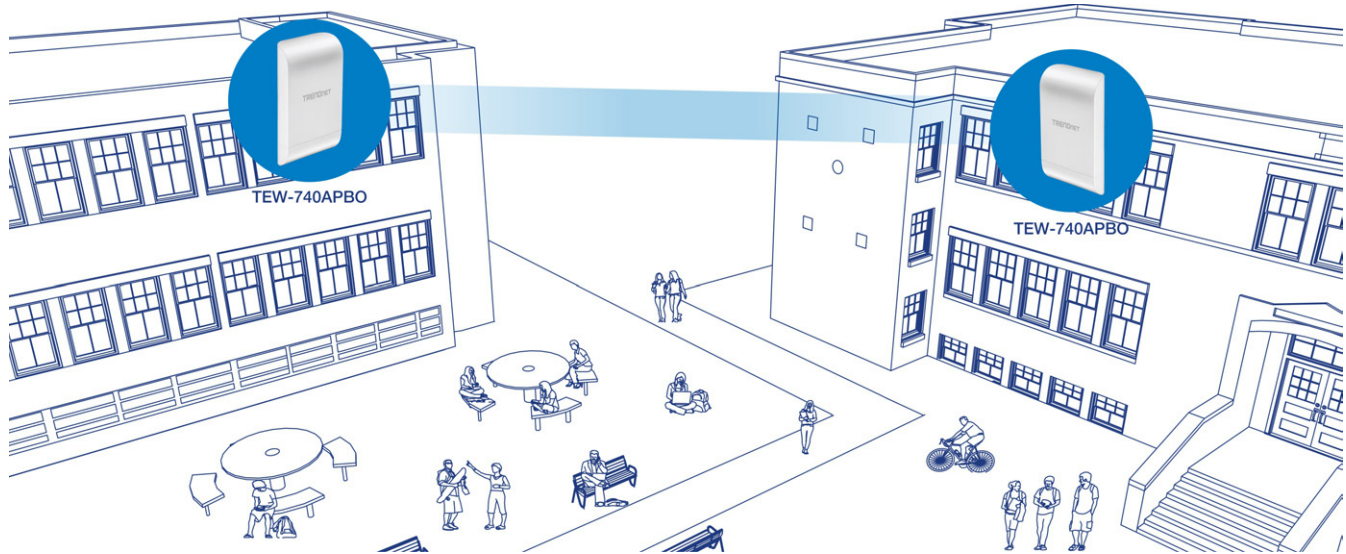
### PoE Power Adapter

Included passive PoE injector provides power and data over a single Ethernet cable with a maximum distance of 20m (66 ft.).

### Outdoor Ready

Durable enclosure with an IP56 outdoor weather rating, and an operating temperature range of -22° – 60° C (-7.6° – 140° F).

## NETWORKING SOLUTION



## FEATURES



### Preconfigured Kit

Reduce installation and setup time with this preconfigured and pre-encrypted long-range outdoor wireless access point bridge kit



### Wireless N300 (2.4 GHz)

Compliant with 802.11b/g/n technology (2.4 GHz) with data rates up to 300Mbps\*\*



### Outdoor Rated

Durable enclosure with an IP56 outdoor weather rating, and an operating temperature range of -22° – 60° C (-7.6° – 140° F) featured on this long-range outdoor access point kit



### Directional Antenna

Built-in 10 dBi directional antenna in each long-range outdoor access point



### PoE Power Adapter

Included passive PoE injector provides power and data over a single Ethernet cable with a maximum distance of 20m (66 ft.)



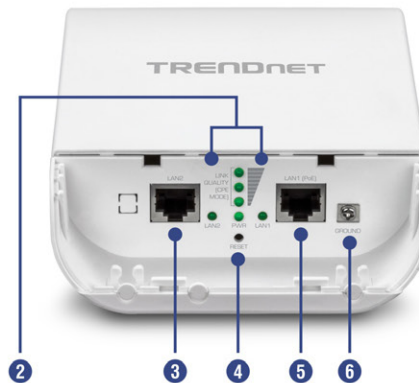
### Mounting Hardware

Pole and wall mount hardware included



### LED Indicators

LEDs on the long-range outdoor access points convey wireless link quality in WISP mode



- 1 Outdoor rated
- 2 LED indicators
- 3 10/100 Mbps port
- 4 Reset button
- 5 10/100 Mbps PoE port
- 6 Grounding Point

## SPECIFICATIONS

### Standards

- IEEE 802.3
- IEEE 802.3u
- IEEE 802.1d
- IEEE 802.1p
- IEEE 802.1Q
- IEEE 802.1X
- IEEE 802.11d
- IEEE 802.11e
- IEEE 802.11f
- IEEE 802.11h
- IEEE 802.11i
- IEEE 802.11b
- IEEE 802.11g
- IEEE 802.11k
- IEEE 802.11n (2.4GHz up to 300Mbps)
- IEEE 802.11r

### Hardware Interface

- 1 x 10/100Mbps LAN1 port (proprietary PoE max. cable length 20m (66 ft.))
- 1 x 10/100Mbps LAN2 port
- LED indicators
- Reset button
- Grounding Point

### Special Features

- IP56 weather rated
- 802.1Q VLAN assignment per SSID
- Schedule radio on/off time policy
- 802.11r / 802.11k fast roaming
- Preconfigured point-to-point bridge kit

### Access Control

- Wireless encryption: WPA/WPA2-PSK, WPA/WPA2-Enterprise, 802.1X
- Firewall (CPE Mode): NAT, Virtual Server, DMZ Host, PPTP/L2TP/IPsec VPN Passthrough
- Access Controls: MAC, IP Filter, Layer 2 Client Isolation, Per-SSID client limiting
- 802.1Q VLAN
- OAuthentication 2.0 / Walled Garden for guest authentication
- Customizable captive portal for guest authentication

### QoS

- WMM

### Operation Modes

- Access Point (AP)
- Access Point (AP) + WDS
- Wireless Distribution System (WDS)
- WISP (CPE) + AP
- Client Bridge + AP
- Router
- Control AP (CAP)

### SSID

- Up to 7 SSIDs

### Internet Connection Types (WISP (CPE) + AP & Router modes)

- Dynamic IP (DHCP)
- Static IP (Fixed)
- PPPoE (Dynamic IP/Static IP)
- PPTP (Dynamic IP/Static IP)

### Management/Monitoring

- Local/remote web-based management (HTTP, HTTPS)
- Local/remote CLI based management (Telnet, SSH)
- SNMP v2c/v3
- SNMP Trap
- Upgrade firmware
- Backup/restore configuration
- Event logging
- Authentication log
- Reboot
- Restore to factory defaults
- Ping test
- Traceroute
- LED Control

### Frequency

- FCC: 2.412 - 2.462GHz
- ETSI: 2.412 – 2.472GHz
- IC: 2.412 - 2.462GHz

### Wireless Channels

- FCC: 1-11
- ETSI: 1-13

### Modulation

- 802.11b: DBPK, DQPSK, CCK with DSSS
- 802.11g/n: BPSK, QPSK, 16-QAM, 64-QAM with OFDM

### Media Access Protocol

- CSMA/CA with ACK

### Antenna Gain

- 10 dBi internal sector antenna

### Wireless Output Power

- 802.11b: FCC: 26 dBm (max.) / CE: 10.4 dBm (max.) / IC: 26 dBm (max.) @ 11Mbps
- 802.11g: FCC: 25 dBm (max.), CE: 10.5 dBm (max.) / IC: 25 dBm (max.) @ 54Mbps
- 802.11n: FCC: 28 dBm (max.), CE: 10.6 dBm (max.) / IC: 28 dBm (max.) @ 150Mbps
- 802.11n: FCC: 27 dBm (max.), CE: 10.6 dBm (max.) / IC: 27 dBm (max.) @ 300Mbps

### Receiving Sensitivity

- 802.11b: -88 dBm (typical) @ 11Mbps
- 802.11g: -74 dBm (typical) @ 54Mbps
- 802.11n: -71 dBm (typical) @ 150Mbps
- 802.11n: -69 dBm (typical) @ 300Mbps

### Power

- Input: 100 – 220V AC, 50/60Hz, 0.5A
- Output: 12V DC, 1A proprietary/passive PoE injector
- Max. Consumption: 6.6W

### Operating Temperature

- -22° – 60° C (-7.6° – 140° F)

### Operating Humidity

- Max. 99% non-condensing

### Certifications

- FCC
- CE
- IC

### Dimensions

- 195 x 118 x 61mm (7.6 x 4.6 x 2.4 in.) per access point

## Weight

- 304g (10.7 oz.) per access point

## Warranty

- 3 year

## Package Contents

- 2 x TEW-740APBO
- Quick Installation Guide
- Proprietary/Passive PoE injectors
- Power adapters (12V DC, 1A)
- Grounding wires
- Mounting hardware
- 2 x Rubber seals

\* For future troubleshooting, we recommend assigning the APs valid IP addresses within your existing network.

\*\* Effective wireless coverage may vary depending on the wireless device's output power, antenna gain, antenna alignment, receiving sensitivity, and radio interference. Additionally, environmental factors such as weather conditions, physical obstacles, and other considerations may affect performance. For optimal results, we recommended consulting a professional installer for site survey, safety precautions, and proper installation.

All references to speed are for comparison purposes only. Product specifications, size, and shape are subject to change without notice, and actual product appearance may differ from that depicted herein.