

TRENDnet[®]



- **N300 Outdoor PoE Access Point**

TEW-739APBO

- Quick Installation Guide (1)

1. Before You Start

Package Contents

- TEW-739APBO
- CD-ROM (User's Guide)
- Multi-Language Quick Installation Guide
- Proprietary PoE injector
- Power adapter (48 V DC, 0.5 A)
- Mounting hardware
- Waterproof RJ-45 plug (network cable is not included)
- Grounding wire

Installation Requirements

- Requires antennas: TEW-AO46S or TEW-AO57
- Computer with a network port and web browser
- A network switch or router with an available network LAN port
- RJ-45 network cables (sold separately)
- Phillips screwdriver

Note:

- The TEW-739APBO does not support IEEE 802.3at/af. You must use the proprietary Power over Ethernet injector that is supplied with the TEW-739APBO.


2. Hardware Configuration

Note: The default IP address of the TEW-739APBO is 192.168.10.100. To configure the TEW-739APBO, your network adapter must have an IP address within the 192.168.10.x subnet (e.g. 192.168.10.50). Please refer to the Appendix in the User's Guide for more information.

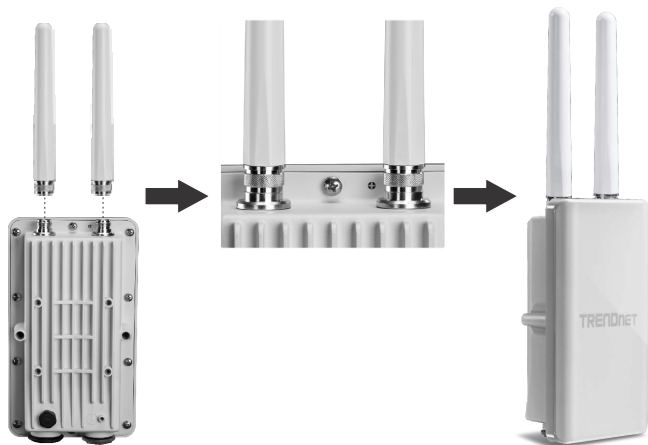
Phase 1: Access Point Setup

Note:

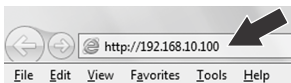
- The initial configuration should be completed in a testing environment. Configure the device before mounting.



1. Connect the TEW-AO46S or the TEW-AO57 antennas to the TEW-739APBO.



2. Connect one end of a network cable into the TEW-739APBO.
3. Connect the other end of the network cable to the **P+DATA OUT** port on the Power over Ethernet Injector.
4. Connect one end of another network cable to the **10/100 DATA IN** port on the Power over Ethernet Injector.
5. Connect the other end of a network cable to your computer's Ethernet port.
6. Connect the power adapter into the Power over Ethernet Injector. Then connect the power adapter into a power outlet. (For EU version, toggle the power switch to the "On" position).
7. Assign a static IP address to your computer's network adapter in the subnet of 192.168.10.x (e.g. 192.168.10.25) and a subnet mask of 255.255.255.0.
8. Open your web browser, type the IP address of the access point in the address bar, and then press Enter. The default IP address is 192.168.10.100.

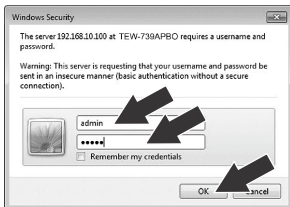


9. Enter the **User name** and **Password**, and then click **OK**. By default:

User Name: **admin**

Password: **admin**

Note: Username and password are case sensitive.

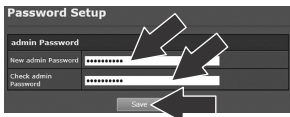


Note: For first time installation, you are required to change the admin password.

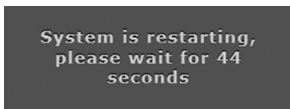
10. Enter a new admin password.

11. Confirm the new password.

12. Click **Save**.



13. Please wait while the access point reboots.



14. Click **Wireless** → **Virtual AP**.

15. Click **Edit**.



Note: To protect your network from any unauthorized access it is recommended to enable wireless encryption.

16. Select **WPA2-PSK** for security type.

17. Select AES for cipher suite.

18. Enter a **Pre-shared Key** (wireless password).

19. Click **Save**.

VAP0 Setup

Security

ESSID: TRENDnet7390_2.4GHz

Hidden SSID: Enable Disable

Client Isolation: Enable Disable

IAPP: Enable Disable

Maximum Clients: 32

VLAN ID (Tag): LAN VLAN ID: []

Security Type: **WPA2-PSK** (16)

WDS Setup

The Channel must be fixed!

Service: Enable Disable

#	Enable	WDS Peer's MAC Address	Description
1	<input type="checkbox"/>	[] : [] : [] : [] : [] : []	[]
2	<input type="checkbox"/>	[] : [] : [] : [] : [] : []	[]
3	<input type="checkbox"/>	[] : [] : [] : [] : [] : []	[]
4	<input type="checkbox"/>	[] : [] : [] : [] : [] : []	[]

WPA General

Cipher Suite: AES (17) TKIP

Group Key Update Period: 600

Master Key Update Period: 83400

Key Type: ASCII HEX

Pre-shared Key: trendnettrendnet (18)

Save (19)

20. Click Reboot.

Press "Reboot" after all configurations to enable new setting.

TRENDnet Press "Reboot" after all configurations to enable new setting. Outdoor PoE Access Point TEW-732APBO

System Virtual AP Overview

VAP	MAC Address	ESSID	WLAN	Security	MAC Filter	VAP Filter
VAP1	08:00:27:08:00:01	TRENDNET_V1_WLAN	WLAN1	WPA2-PSK	Enabled	Enabled
VAP2	TRENDNET_V2_WLAN	TRENDNET_V2_WLAN	WLAN2	WPA2-PSK	Enabled	Enabled
VAP3	TRENDNET_V3_WLAN	TRENDNET_V3_WLAN	WLAN3	WPA2-PSK	Enabled	Enabled
VAP4	TRENDNET_V4_WLAN	TRENDNET_V4_WLAN	WLAN4	WPA2-PSK	Enabled	Enabled
VAP5	TRENDNET_V5_WLAN	TRENDNET_V5_WLAN	WLAN5	WPA2-PSK	Enabled	Enabled
VAP6	TRENDNET_V6_WLAN	TRENDNET_V6_WLAN	WLAN6	WPA2-PSK	Enabled	Enabled

21. Click Reboot.

Reboot

Reboot

Sometimes it may be necessary to reboot the system if it begins working improperly. Rebooting the system will not delete any of configuration settings. Click reboot button to reboot the system.

Reboot

22. Wait 45 seconds while the Access Point reboots.

**System is restarting,
please wait for 45
seconds**

23. Configure the TEW-739APBO's IP address to a valid IP address within the subnet defined by the Router. Avoid using an IP address within the DHCP pool of your router. In this example, we will assume the following:

Router IP Address: 192.168.10.1
 Subnet Mask: 255.255.255.0
 DHCP Pool: 192.168.10.100~192.168.10.149

The TEW-739APBO will be setup with the following IP address assignment:

IP Address: 192.168.10.50
 IP Netmask (Subnet Mask): 255.255.255.0
 IP Gateway (Gateway IP Address): 192.168.10.1
 Primary DNS: 192.168.10.1

24. Click **System** → **LAN**.

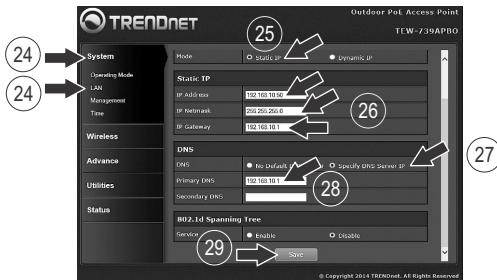
25. Select **Static IP**.

26. Configure the IP Address, IP Netmask and IP Gateway based on the example in step 23.

27. Select **Specify DNS Server IP**.

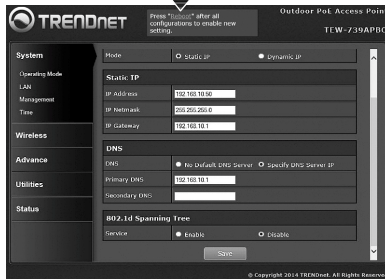
28. Configure the Primary DNS based on the example in step 23.

29. Click **Save**.

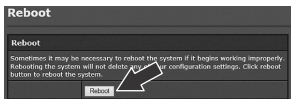


30. Click **Reboot**.

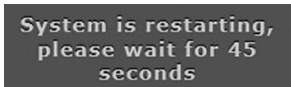
Press "Reboot" after all configurations to enable new setting.



31. Click **Reboot**.



32. Wait 45 seconds while the Access Point reboots.



3. Hardware Installation

Waterproof kit installation

1. Unscrew the sealing nut from the main body.
2. Separate the rubber seal from the claw.
3. Verify that you have the following parts:
Cable Gland, Seal, Claw, Sealing Nut



Cable Gland



Seal

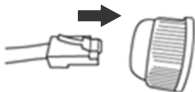


Claw

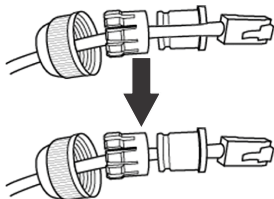


Sealing Nut

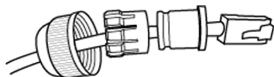
4. Insert one end of an Ethernet cable into the sealing nut.




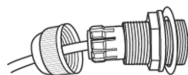
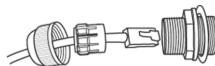
5. Insert the Ethernet cable into the seal.



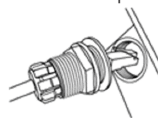
6. Insert the seal into the claw.



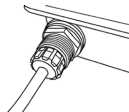
7. Insert the seal/rubber claw into the Cable Gland.



8. Connect the Ethernet cable to the PoE port on the rear of the access point.



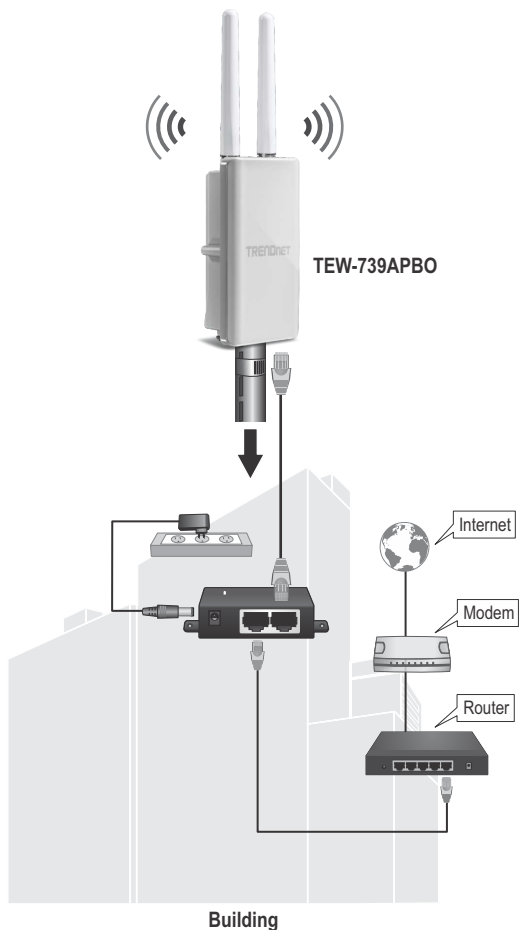
9. Using your hand, screw the main body counter clockwise to secure it to the TEW-739APBO.



10. Using your hand, screw the seal nut counter clockwise to secure it to the main body.



Access point installation




1. Refer to the above diagram.
2. Mount the TEW-739APBOs in your desired location. Instructions for pole mounting the access point can be found in the section.
3. Verify that the status LED indicators on both TEW-739APBOs are fully functional: **PWR [Power](Green / Solid)**, **LAN (Blinking / Green)**, **Wireless Signal Strength (Blinking / Green)**.




Connecting the Grounding Wire

1. Identify the grounding hole on the outdoor access point. You will see a symbol next to the hole.



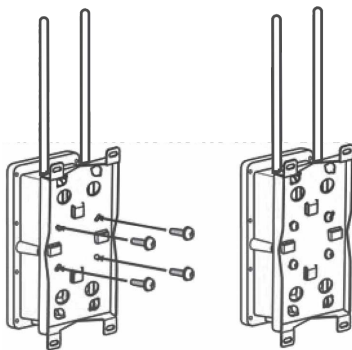
2. Align one end of the grounding wire over the hole. Then secure grounding wire with the provided screw and washer.
3. Connect the green grounding wire to a grounding object.
e.g. Earth driven rod, grounded electrical system.



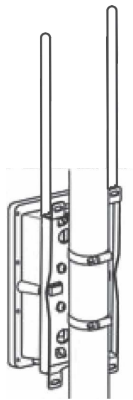
Pole mounting the TEW-739APBO

Note: The pole mounting clamp supports poles with a maximum diameter of 78 mm (3.07 inches).

1. Align the mounting bracket with the holes on the the unit and secure it with the screws and washers provided.



2. Slide the two provided pole mounting clamps around the pole. Place the mounting bracket at the desire height and position. Secure the TEW-739APBO to the pole mounting.



Declaration of Conformity

TRENDnet®

Manufacturer's Name and Address

TRENDnet, Inc.
20675 Manhattan Place
Torrance, CA 90501 USA



Product Information:

Model Number: TEW-739APBO
Product Name: N300 Outdoor PoE Access Point
Trade Name: TRENDnet

TRENDnet hereby declare that the product is in compliance with the essential requirements and other relevant provisions under our sole responsibility.

Safety

EN 60950-1: 2006 + A11: 2009; +A1: 2010 + A12: 2011

EMC

EN 301 489-1 V1.9.2: 09-2011
EN 301 489-17 V2.2.1: 09-2012

Radio Spectrum & Health

EN 300 328 V1.8.1: 06-2012

Energy Efficiency

Regulation (EC) No. 278/2009
Regulation (EC) No. 1275/2008

This product is herewith confirmed to comply with the Directives.

Directives:

Low Voltage Directive 2006/95/EC
EMC Directive 2004/108/EC
R&TTE Directive 1999/5/EC
EMF Directive 1999/519/EC
Ecodesign Directive 2009/125/EC
RoHS Directive 2011/65/EU
REACH Regulation (EC) No. 1907/2006

Note:

This device is designed to provide uninterrupted monitoring and/or recording. This device does not offer power management functionality such as Off mode or Standby mode.

Person responsible for this declaration.

Place of Issue: Torrance, California, USA

Date: January 9, 2015

Name: Sonny Su

Title: Director of Technology

Signature:

A handwritten signature in black ink, appearing to read 'Sonny Su', is written over a horizontal line.

GPL/LGPL General Information

This TRENDnet product includes free software written by third party developers. These codes are subject to the GNU General Public License ("GPL") or GNU Lesser General Public License ("LGPL"). These codes are distributed WITHOUT WARRANTY and are subject to the copyrights of the developers. TRENDnet does not provide technical support for these codes. The details of the GNU GPL and LGPL are included in the product CD-ROM.

Please also go to (<http://www.gnu.org/licenses/gpl.txt>) or (<http://www.gnu.org/licenses/lgpl.txt>) for specific terms of each license.

The source codes are available for download from TRENDnet's web site (http://trendnet.com/downloads/list_gpl.asp) for at least three years from the product shipping date.

You could also request the source codes by contacting TRENDnet.

20675 Manhattan Place, Torrance, CA 90501, USA. Tel: +1-310-961-5500 Fax: +1-310-961-5511

Informations générales GPL/LGPL

Ce produit TRENDnet comprend un logiciel libre gratuit par des programmeurs tiers. Ces codes sont sujet à la GNU General Public License ("GPL" Licence publique générale GNU) ou à la GNU Lesser General Public License ("LGPL" Licence publique générale limitée GNU). Ces codes sont distribués SANS GARANTIE et sont sujets aux droits d'auteurs des programmeurs. TRENDnet ne fournit pas d'assistance technique pour ces codes. Les détails concernant les GPL et LGPL GNU sont repris sur le CD-ROM du produit.

Veuillez également vous rendre en (<http://www.gnu.org/licenses/gpl.txt>) ou en (<http://www.gnu.org/licenses/lgpl.txt>) pour les conditions spécifiques de chaque licence.

Les codes source sont disponibles au téléchargement sur le site Internet de TRENDnet web site (http://trendnet.com/downloads/list_gpl.asp) durant au moins 3 ans à partir de la date d'expédition du produit.

Vous pouvez également demander les codes source en contactant TRENDnet.

20675 Manhattan Place, Torrance, CA 90501, USA. Tel: +1-310-961-5500 Fax: +1-310-961-5511

Allgemeine Informationen zu GPL/LGPL

Dieses Produkt enthält die freie Software "neffilter/iptables" (© 2000-2004 neffilter project <http://www.neffilter.org>) und die freie Software „Linux „mtid“ (Memory Technology Devices) Implementation (© 2000 David Woodhouse), erstmals integriert in Linux Version 2.4.0-test 3 v. 10.07.2000 (<http://www.kernel.org/pub/linux/kernel/v2.4/old-test-kernels/linux-2.4.0-test3.tar.bz2>), sowie weitere freie Software. Sie haben durch den Erwerb dieses Produktes keinerlei Gewährleistungsansprüche gegen die Berechtigten an der oben genannten Software erworben; weil diese die Software kostenfrei lizenzieren gewähren sie keine Haftung gemäß unten abgedruckten Lizenzbedingungen. Die Software darf von jedermann im Quell- und Objektcode unter Beachtung der Lizenzbedingungen der GNU General Public License Version 2, und GNU Lesser General Public License (LGPL) vervielfältigt, verbreitet und verarbeitet werden.

Die Lizenz ist unten im englischsprachigen Originalwortlaut wiedergegeben. Eine nichtoffizielle Übersetzung in die deutsche Sprache finden Sie im Internet unter (<http://www.gnu.de/documents/gpl-2.0.de.html>). Eine allgemeine öffentliche GNU Lizenz befindet sich auch auf der mitgelieferten CD-ROM.

Sie können Quell- und Objektcode der Software für mindestens drei Jahre auf unserer Homepage www.trendnet.com im Downloadbereich (http://trendnet.com/langen/downloads/list_gpl.asp) downloadend. Sofern Sie nicht über die Möglichkeit des Downloads verfügen können Sie bei TRENDnet.

20675 Manhattan Place, Torrance, CA 90501 - U.S.A. -, Tel.: +1-310-961-5500, Fax: +1-310-961-5511 die Software anfordern.

Información general sobre la GPL/LGPL

Este producto de TRENDnet incluye un programa gratuito desarrollado por terceros. Estos códigos están sujetos a la Licencia pública general de GNU ("GPL") o la Licencia pública general limitada de GNU ("LGPL"). Estos códigos son distribuidos SIN GARANTÍA y están sujetos a las leyes de propiedad intelectual de sus desarrolladores. TRENDnet no ofrece servicio técnico para estos códigos. Los detalles sobre las licencias GPL y LGPL de GNU se incluyen en el CD-ROM del producto.

Consulte también el (<http://www.gnu.org/licenses/gpl.txt>) ó el (<http://www.gnu.org/licenses/lgpl.txt>) para ver las cláusulas específicas de cada licencia.

Los códigos fuentes están disponibles para ser descargados del sitio Web de TRENDnet (http://trendnet.com/downloads/list_gpl.asp) durante por lo menos tres años a partir de la fecha de envío del producto.

También puede solicitar el código fuente llamando a TRENDnet.
20675 Manhattan Place, Torrance, CA 90501, USA. Tel: +1-310-961-5500 Fax: +1-310-961-5511

Общая информация о лицензиях GPL/LGPL

В состав данного продукта TRENDnet входит бесплатное программное обеспечение, написанное сторонними разработчиками. Это ПО распространяется на условиях лицензий GNU General Public License ("GPL") или GNU Lesser General Public License ("LGPL"). Программы распространяются БЕЗ ГАРАНТИИ и охраняются авторскими правами разработчиков. TRENDnet не оказывает техническую поддержку этого программного обеспечения. Подробное описание лицензий GNU GPL и LGPL можно найти на компакт-диске, прилагаемом к продукту.

В пунктах (<http://www.gnu.org/licenses/gpl.txt>) и (<http://www.gnu.org/licenses/lgpl.txt>) изложены конкретные условия каждой из лицензий.

Исходный код программ доступен для загрузки с веб-сайта TRENDnet (http://trendnet.com/downloads/list_gpl.asp) в течение, как минимум, трех лет со дня поставки продукта.

Кроме того, исходный код можно запросить по адресу TRENDnet.
20675 Manhattan Place, Torrance, CA 90501, USA. Tel: +1-310-961-5500 Fax: +1-310-961-5511

GPL/LGPL informações Gerais

Este produto TRENDnet inclui software gratuito desenvolvido por terceiros. Estes códigos estão sujeitos ao GPL (GNU General Public License) ou ao LGPL (GNU Lesser General Public License). Estes códigos são distribuídos SEM GARANTIA e estão sujeitos aos direitos autorais dos desenvolvedores. TRENDnet não presta suporte técnico a estes códigos. Os detalhes do GNU GPL e do LGPL estão no CD-ROM do produto. Favor acessar <http://www.gnu.org/licenses/gpl.txt> ou <http://www.gnu.org/licenses/lgpl.txt> para os termos específicos de cada licença.

Os códigos fonte estão disponíveis para download no site da TRENDnet (http://trendnet.com/langen/downloads/list_gpl.asp) por pelo menos três anos da data de embarque do produto.

Você também pode solicitar os códigos fonte contactando TRENDnet, 20675 Manhattan Place, Torrance, CA 90501, USA.
Tel: +1-310-961-5500, Fax: +1-310-961-5511.

GPL/LGPL üldinformatsioon

See TRENDneti toode sisaldab vaba tarkvara, mis on kirjutatud kolmanda osapoole poolt. Koodid on allutatud GNU (General Public License) Üldise Avaliku Litsentsi (GPL) või GNU (Lesser General Public License) ("LGPL") Vähem Üldine Avalik Litsentsiga. Koode vahendatakse ILMA GARANTIITA ja need on allutatud arendajate poolt. TRENDnet ei anna koodele tehnilist tuge. Detailsemat infot GNU GPL ja LGPL kohta leiate toote CD-ROMil. Infot mõlema litsentsi spetsiifiliste terminite kohta leiate (<http://www.gnu.org/licenses/gpl.txt>) või (<http://www.gnu.org/licenses/lgpl.txt>).

Infot mõlema litsentsi spetsiifiliste terminite kohta leiate (<http://www.gnu.org/licenses/gpl.txt>) või (<http://www.gnu.org/licenses/lgpl.txt>). Lähtekoodi on võimalik alla laadida TRENDneti kodulehelt (http://trendnet.com/langen/downloads/list_gpl.asp) kolme aasta jooksul alates toote kättesaamise kuupäevast.

Samuti võite lähtekoodi paluda TRENDnet'ilt, 20675 Manhattan Place, Torrance, CA 90501, USA. Tel: +1-310-961-5500, Fax: +1-310-961-5511.

Limited Warranty

TRENDnet warrants its products against defects in material and workmanship, under normal use and service, for the following length of time from the date of purchase. Warranty: 3 year limited warranty (When Applicable: 1 year warranty for power adapter, power supply, and cooling fan components.) Visit TRENDnet.com to review the full warranty policy, rights, and restrictions for this product.

Garantie Limitée

TRENDnet garantit ses produits contre les défauts matériels et de fabrication, dans des conditions normales d'utilisation et de service, pour les durées suivantes, à compter de la date de leur achat. Limitée: 3 ans de garantie limitée (Si applicable: 1 an de garantie sur l'adaptateur secteur, l'alimentation en énergie et les composants du ventilateur de refroidissement.) Visitez TRENDnet.com pour lire la politique complète de garantie, les droits et les restrictions s'appliquant à ce produit.

Begrenzte Garantie

TRENDnet garantiert, dass seine Produkte bei normaler Benutzung und Wartung während der nachfolgend genannten Zeit ab dem Kaufdatum keine Material- und Verarbeitungsschäden aufweisen. Garantie: 3-Jahres-Garantie (Soweit zutreffend: 1 Jahr Garantie für Netzteil, Stromkabel und Ventilator.) Alle Garantiebedingungen, Rechte und Einschränkungen für dieses Produkt finden Sie auf TRENDnet.com.

Garantía Limitada

TRENDnet garantiza sus productos contra defectos en los materiales y mano de obra, bajo uso y servicio normales, durante el siguiente periodo de tiempo a partir de la fecha de compra. Garantía: 3 años (Cuando proceda: 1 año de garantía para componentes de adaptadores de corriente, fuente de alimentación y ventiladores de refrigeración.) Visite TRENDnet.com para revisar la política de garantía, derechos y restricciones para este producto.

Ограниченная гарантия

Гарантия компании TRENDnet распространяется на дефекты, возникшие по вине производителя, при соблюдении условий эксплуатации и обслуживания в течение установленного периода с момента приобретения. (Продукт: Ограниченная гарантия: Трехлетняя ограниченная гарантия (Распространяется: На протяжении 1 года на силовые адаптеры, источники питания и компоненты вентилятора охлаждения) Полную версию гарантийных обязательств, а также права пользователя и ограничения при эксплуатации данного продукта смотрите на вебсайте TRENDnet.com.

Garantia Limitada

TRENDnet garante seus produtos contra defeitos em material e mão de obra, sob condições normais de uso e serviço, pelo seguinte tempo a partir da data da compra. Garantia: Garantia limitada de 3 anos. (Quando aplicável: 1 ano de garantia para adaptador de tensão, fonte e componentes de ventoinhas). Visite TRENDnet.com para conhecer a política de garantia completa, direitos e restrições para este produto.)

Piiratud garantii

TRENDneti tavatingimustes kasutatavatel ja hooldatavatel toodetel on järgmise ajavahemiku jooksul (alates ostukuupäevast) tootmis-ja materjalidefektide garantii. garantii: 3-aastane piiratud garantii. (Garantii kohaldatakse: toiteadapteri, toiteallika ja jahutusventilaatori osadel on 1-aastane garantii.) Täisgarantii põhimõtete, õiguste ja piirangute kohta leiate lisateavet saidilt TRENDnet.com.

Гарантія компанії

Гарантія компанії TRENDnet поширюється на дефекти, що виникли з вини виробника, при дотриманні умов експлуатації та обслуговування протягом встановленого періоду з моменту придбання. (Продукт: Обмежена гарантія: 3 роки обмеженої гарантії (Поширюється: Протягом 1 року на силові адаптери, джерела живлення і компоненти вентилятора охолодження) Повну версію гарантійних зобов'язань, а також права користувача та обмеження при експлуатації даного продукту дивіться на вебсайті TRENDnet.com.

Certifications

This device can be expected to comply with Part 15 of the FCC Rules provided it is assembled in exact accordance with the instructions provided with this kit.

Operation is subject to the following conditions:

- (1) This device may not cause harmful interference
- (2) This device must accept any interference received including interference that may cause undesired operation.



Waste electrical and electronic products must not be disposed of with household waste. Please recycle where facilities exist. Check with your Local Authority or Retailer for recycling advice.

Applies to PoE Products Only: This product is to be connected only to PoE networks without routing to the outside plant.

Note

The Manufacturer is not responsible for any radio or TV interference caused by unauthorized modifications to this equipment. Such modifications could void the user's authority to operate the equipment.

Advertencia

En todos nuestros equipos se mencionan claramente las características del adaptador de alimentación necesario para su funcionamiento. El uso de un adaptador distinto al mencionado puede producir daños físicos y/o daños al equipo conectado. El adaptador de alimentación debe operar con voltaje y frecuencia de la energía eléctrica domiciliar existente en el país o zona de instalación.

Technical Support

If you have any questions regarding the product installation, please contact our Technical Support.

Toll free US/Canada: 1-866-845-3673

Regional phone numbers available at www.trendnet.com/support

Product Warranty Registration

Please take a moment to register your product online. Go to TRENDnet's website at: <http://www.trendnet.com/register>

Russian Technical Support: 7 (495) 276-22-90
Телефон технической поддержки: 7 (495) 276-22-90

TRENDnet

20675 Manhattan Place, Torrance, CA 90501, USA

Copyright © 2015. All Rights Reserved. TRENDnet.