



**16-Port 10/100Mbps GREENnet Switch (TE100-S16g)**

**24-Port 10/100Mbps GREENnet Switch (TE100-S24g)**

- Lühike paigaldusjuhend [1]
- Tehniline spetsifikatsioon [4]
- Tõrkeotsing [5]

## 1. Enne alustamist

### Conteúdo da Embalagem

- TE100-S16g / TE100-S24g
- Mitme keelne lühike paigaldusjuhend
- Paigaldusklambrid
- Kummist jalad

If any of the above contents are missing, please contact your reseller.

### Minimaalsed nõuded süsteemile


- Sissepaigaldatud võrgukaardiga arvuti
- Cat. 5, Cat. 5e või Cat. 6 arvutivõrgu kaabel
- Alus peab kannatama vähemalt 1,5 kg switchi
- Toitepistik peab asuma vähemalt 1.82 meetri kaugusel switchist
- Kontrollige visuaalselt, et alalisvoolu toiteplokk on turvaliselt ühendatud toitepistikusse
- Veenduge, et switchi ümber oleks piisav soojuste hajumine ja ventilatsioon.
- Ärge asetage switchi peale raskeid esemeid

## 2. Riistvara paigaldamine

1. Ühendage **alalisvoolu toiteplokk** TE100-S16g/TE100-S24g'ga ja seejärel ühendage seinakontakti.



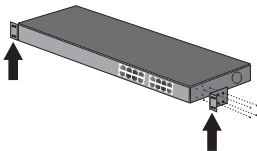
2. Ühendage CAT-5, CAT-5e või CAT-6 RJ-45 võrgukaabel arvutist vabasse TE100-S16g/TE100-S24g Ethernet porti.



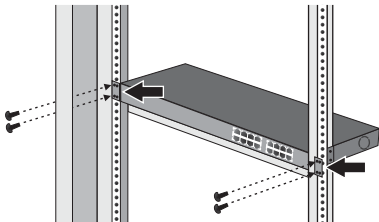
### Seadmekappi paigaldamine

Seadet saab paigaldada EIA standardsuurusesse 19-tollisesse seadmekappi, teiste seadmete juurde.

1. Kinnitage montaažitoed seadme mõlemasse külge ja kinnitage need kaasasolevate kruvidega.



2. Asetage kanderaamistik ettevaatlikult püstikusse. Joondage montaažitoed püstiku kruviaukudega, seejärel kasutage seadme kinnitamiseks kaasasolevaid püstiku kruvisid.



### 3. LED-tuled



#### Power

- **Roheline:** Toide on sisselülitatud
- **Ei põle:** Toide on väljas

#### Link/ACT

- **Roheline (Pidev):** Ühendus teise seadmega
- **Roheline (Vilkuv):** Ühendus on aktiivne
- **Ei põle:** Pordis ei ole avastatud midagi

#### 100Mbps

- **Roheline:** Ühendus pordis on 100 (Full/Half)
- **Ei põle:** Ühendus pordis on 10 (Full/Half) või pordis ei avastatud midagi

## Tehniline Spetsifikatsioon

Hardware	
<b>Standards</b>	<ul style="list-style-type: none"> <li>• IEEE 802.3 10BASE-T</li> <li>• IEEE 802.3u 100BASE-TX</li> <li>• IEEE 802.3x Flow Control</li> </ul>
<b>Network Media</b>	<ul style="list-style-type: none"> <li>• Ethernet: 2-Pair UTP/STP Cat. 3, -4, -5</li> <li>• Fast Ethernet: 2-Pair UTP/STP Cat. 5, -5e, -6</li> </ul>
<b>Data Transfer Rates</b>	<ul style="list-style-type: none"> <li>• Ethernet: 10Mbps (half-duplex), 20Mbps (full-duplex)</li> <li>• Fast Ethernet: 100Mbps (half-duplex), 200Mbps (full-duplex)</li> </ul>
<b>Protocol/Topology</b>	CSMA/CD / Star
<b>Interface</b>	<ul style="list-style-type: none"> <li>• TE100-S16g: 16 x 10/100/1000 Auto-MDIX RJ-45 ports</li> <li>• TE100-S24g: 24 x 10/100/1000 Auto-MDIX RJ-45 ports</li> </ul>
<b>Data RAM Buffer</b>	<ul style="list-style-type: none"> <li>• TE100-S16g: 1.25Mbits per device</li> <li>• TE100-S24g: 1.25Mbits per device</li> </ul>
<b>Packet Filtering/ Forwarding Rate</b>	<ul style="list-style-type: none"> <li>• 10Mbps Ethernet: 14,880pps (packets per second)</li> <li>• 100Mbps Fast Ethernet: 148,800pps</li> </ul>
<b>MAC Address Learning</b>	Automatic Update
<b>Filtering Table</b>	8K entries per device
<b>Switch Fabric</b>	<ul style="list-style-type: none"> <li>• TE100-S16g: 3.2Gbps Forwarding Capacity</li> <li>• TE100-S24g: 4.8Gbps Forwarding Capacity</li> </ul>
<b>Power Consumption</b>	<ul style="list-style-type: none"> <li>• TE100-S16g: 6W (max)</li> <li>• TE100-S24g: 6.4W (max)</li> </ul>
<b>Diagnostic LEDs</b>	Power, Link/ACT, 100Mbps
<b>Power</b>	100-240VAC, 50/60Hz, Internal Power Supply
<b>Dimensions</b>	440 x 140 x 40 mm (17.32 x 5.51 x 1.57 in.)
<b>Weight</b>	<ul style="list-style-type: none"> <li>• TE100-S16g: 1.72kg (3.8 lb)</li> <li>• TE100-S24g: 1.86kg (4.1 lb)</li> </ul>
<b>Temperature</b>	<ul style="list-style-type: none"> <li>• Operating: 0° ~ 40° C (32° ~ 104° F)</li> <li>• Storage: -10° ~ 70° C (14° ~ 158° F)</li> </ul>
<b>Humidity</b>	<ul style="list-style-type: none"> <li>• Operating: 10% ~ 90%</li> <li>• Storage: 5% ~ 90%</li> </ul>
<b>Certifications</b>	FCC, CE

### **1. Peale Switchi ühendamist pistikupesasse ei hakka LED-tuled põlema.**

1. Kontrollige toitejuhtme ühendust TE100-S16g/TE100-S24g seadme ja pistikupesaga.
2. Veenduge, et vool tuleb pistikupesasse.

### **2. Kui ma ühendan arvuti Switchi pordiga, hakkavad LINK/ACT LED-tuled põlema, aga 100Mbps tuled mitte.**

Kui 100Mbps LED-tuled ei põle, siis on ühenduse kiiruseks 10 Mbps.

### **3. Peale arvuti ühendamist Switchiga ei saa ma jagada faile.**

1. Kontrollige Switchi LED- tulesid. Veenduge, et LINK/ACT LED tuli põleb.
2. Kontrollige võrgukaablit. Kaabli minimaalne pikkus on 1,5 meetrit ja maksimaalne pikkus 100 meetrit.
3. Blokeerige igasugune tarkvara tulemüüri programm.
4. Veenduge, et teil on failijagamise lubatud. Täpsema informatsiooni saamiseks võtke ühendust oma operatsioonisüsteemi tehnilise toega.

### **4. Pärast arvuti ühendamist Switchiga saan ma Interneti kasutada ainult ühes arvutis.**

See Switch ei ole loodud jagama Interneti mitme arvuti vahel. Soovitame teil endale soetada Interneti ruuter, näiteks TW100-S4W1CA.

### **5. Kus asub switchil uplink port?**

Kõik switchi pordid on Auto-MDIX, suvaline port suudab toimida uplink pordina.

Kui Teil endiselt esineb probleeme või on küsimusi **TE100-S16g/TE100-S24g** kohta, siis palun võtke ühendust TRENDneti tehnilise toe osakonnaga

## Limited Warranty

TRENDnet warrants its products against defects in material and workmanship, under normal use and service, for the following lengths of time from the date of purchase.

### **TE100-S16g/TE100-S24g - 3 Year Limited Warranty AC/DC Power Adapter, Cooling Fan and Power Supply carry 1 year warranty**

If a product does not operate as warranted during the applicable warranty period, TRENDnet shall reserve the right, at its expense, to repair or replace the defective product or part and deliver an equivalent product or part to the customer. The repair/replacement unit's warranty continues from the original date of purchase. All products that are replaced become the property of TRENDnet. Replacement products may be new or reconditioned. TRENDnet does not issue refunds or credit. Please contact the point-of-purchase for their return policies.

TRENDnet shall not be responsible for any software, firmware, information, or memory data of customer contained in, stored on, or integrated with any products returned to TRENDnet pursuant to any warranty.

There are no user serviceable parts inside the product. Do not remove or attempt to service the product by any unauthorized service center. This warranty is voided if (i) the product has been modified or repaired by any unauthorized service center, (ii) the product was subject to accident, abuse, or improper use (iii) the product was subject to conditions more severe than those specified in the manual.

Warranty service may be obtained by contacting TRENDnet within the applicable warranty period and providing a copy of the dated proof of the purchase. Upon proper submission of required documentation a Return Material Authorization (RMA) number will be issued. An RMA number is required in order to initiate warranty service support for all TRENDnet products. Products that are sent to TRENDnet for RMA service must have the RMA number marked on the outside of return packages and sent to TRENDnet prepaid, insured and packaged appropriately for safe shipment. Customers shipping from outside of the USA and Canada are responsible for return shipping fees. Customers shipping from outside of the USA are responsible for custom charges, including but not limited to, duty, tax, and other fees.

**WARRANTIES EXCLUSIVE:** IF THE TRENDNET PRODUCT DOES NOT OPERATE AS WARRANTED ABOVE, THE CUSTOMER'S SOLE REMEDY SHALL BE, AT TRENDNET'S OPTION, REPAIR OR REPLACE. THE FOREGOING WARRANTIES AND REMEDIES ARE EXCLUSIVE AND ARE IN LIEU OF ALL OTHER WARRANTIES,

EXPRESSED OR IMPLIED, EITHER IN FACT OR BY OPERATION OF LAW, STATUTORY OR OTHERWISE, INCLUDING WARRANTIES OF MERCHANTABILITY AND FITNESS FOR A PARTICULAR PURPOSE. TRENDNET NEITHER ASSUMES NOR AUTHORIZES ANY OTHER PERSON TO ASSUME FOR IT ANY OTHER LIABILITY IN CONNECTION WITH THE SALE, INSTALLATION MAINTENANCE OR USE OF TRENDNET'S PRODUCTS.

TRENDNET SHALL NOT BE LIABLE UNDER THIS WARRANTY IF ITS TESTING AND EXAMINATION DISCLOSE THAT THE ALLEGED DEFECT IN THE PRODUCT DOES NOT EXIST OR WAS CAUSED BY CUSTOMER'S OR ANY THIRD PERSON'S MISUSE, NEGLIGENCE, IMPROPER INSTALLATION OR TESTING, UNAUTHORIZED ATTEMPTS TO REPAIR OR MODIFY, OR ANY OTHER CAUSE BEYOND THE RANGE OF THE INTENDED USE, OR BY ACCIDENT, FIRE, LIGHTNING, OR OTHER HAZARD.

LIMITATION OF LIABILITY: TO THE FULL EXTENT ALLOWED BY LAW TRENDNET ALSO EXCLUDES FOR ITSELF AND ITS SUPPLIERS ANY LIABILITY, WHETHER BASED IN CONTRACT OR TORT (INCLUDING NEGLIGENCE), FOR INCIDENTAL, CONSEQUENTIAL, INDIRECT, SPECIAL, OR PUNITIVE DAMAGES OF ANY KIND, OR FOR LOSS OF REVENUE OR PROFITS, LOSS OF BUSINESS, LOSS OF INFORMATION OR DATA, OR OTHER FINANCIAL LOSS ARISING OUT OF OR IN CONNECTION WITH THE SALE, INSTALLATION, MAINTENANCE, USE, PERFORMANCE, FAILURE, OR INTERRUPTION OF THE POSSIBILITY OF SUCH DAMAGES, AND LIMITS ITS LIABILITY TO REPAIR, REPLACEMENT, OR REFUND OF THE PURCHASE PRICE PAID, AT TRENDNET'S OPTION. THIS DISCLAIMER OF LIABILITY FOR DAMAGES WILL NOT BE AFFECTED IF ANY REMEDY PROVIDED HEREIN SHALL FAIL OF ITS ESSENTIAL PURPOSE.

**Governing Law:** This Limited Warranty shall be governed by the laws of the state of California.

Some TRENDnet products include software code written by third party developers. These codes are subject to the GNU General Public License ("GPL") or GNU Lesser General Public License ("LGPL").

Go to <http://www.trendnet.com/gpl> or <http://www.trendnet.com> Download section and look for the desired TRENDnet product to access to the GPL Code or LGPL Code. These codes are distributed WITHOUT WARRANTY and are subject to the copyrights of the developers. TRENDnet does not provide technical support for these codes. Please go to <http://www.gnu.org/licenses/gpl.txt> or <http://www.gnu.org/licenses/lgpl.txt> for specific terms of each license.





## Product Warranty Registration

Please take a moment to register your product online.  
Go to TRENDnet's website at <http://www.trendnet.com/register>

### Certifications

This equipment has been tested and found to comply with FCC and CE Rules.  
Operation is subject to the following two conditions:

- (1) This device may not cause harmful interference.
- (2) This device must accept any interference received. Including interference that may cause undesired operation.



Waste electrical and electronic products must not be disposed of with household waste. Please recycle where facilities exist. Check with you Local Authority or Retailer for recycling advice.



**NOTE:** THE MANUFACTURER IS NOT RESPONSIBLE FOR ANY RADIO OR TV INTERFERENCE CAUSED BY UNAUTHORIZED MODIFICATIONS TO THIS EQUIPMENT. SUCH MODIFICATIONS COULD VOID THE USER'S AUTHORITY TO OPERATE THE EQUIPMENT.

### ADVERTENCIA

En todos nuestros equipos se mencionan claramente las características del adaptador de alimentación necesario para su funcionamiento. El uso de un adaptador distinto al mencionado puede producir daños físicos y/o daños al equipo conectado. El adaptador de alimentación debe operar con voltaje y frecuencia de la energía eléctrica domiciliar existente en el país o zona de instalación.

TRENDnet  
20675 Manhattan Place  
Torrance, CA 90501. USA